



SUPER

FAÇADE SCAFFOLDING

**SMART
DETAILS
GREAT
SOLUTIONS!**

 **scafom-rux**

Management

Volker Rux
Managing Director


+49 (0)2331 47 09-100
+49 (0)151 16 20 65 00
volker.rux@scafom-rux.de

Marco Hiby
Sales Management


+49 (0)2331 47 09-200
+49 (0)151 16 20 65 01
marco.hiby@scafom-rux.de

Engineering

Michael Nordmeier
Technical Manager


+49 (0)2331 47 09-310
+49 (0)170 91 67 007
michael.nordmeier@scafom-rux.de

Anja Brüne-Bernard
Technical Department


+49 (0)2331 47 09-320
anja.brune-bernard@scafom-rux.de


Rental

Stephan Winterhoff
Rental Manager


+49 (0)2331 47 09-114
+49 (0)171 56 57 432
stephan.winterhoff@scafom-rux.de

Philine Lülting
Rental


+49 (0)2331 47 09-204
philine.lueling@scafom-rux.de

Heiko Ulrich
Rental


+49 (0)2331 47 09-205
heiko.ulrich@scafom-rux.de

**SMART DETAILS
GREAT SOLUTIONS!**



NEWS,
INFORMATION,
DOWNLOADS,
MOVIES, EVENTS,
WORKSHOPS,
PROJECTS:
SCAFOM-RUX.DE

Sales Department

Rainer Krüger
Sales Manager Germany


+49 (0)2331 47 09-210
+49 (0)151 16 20 65 03
rainer.krueger@scafom-rux.de

Marina Calamonte
Sales


+49 (0)2331 47 09-253
marina.calamonte@scafom-rux.de

Udo Lülting
Sales


+49 (0)2331 47 09-230
udo.lueling@scafom-rux.de

Tim Tempelmann
Sales


+49 (0)2331 47 09-258
tim.tempelmann@scafom-rux.de


Lars Kretzschmar
Sales


+49 (0)2331 47 09-251
lars.kretzschmar@scafom-rux.de


Daniel Hesbacher
Sales


+49 (0)2331 47 09-255
daniel.hesbacher@scafom-rux.de


Sales Representatives

Andreas Hoffmann
PLZ: 0/98-99


+49 (0)351 33 602-65
+49 (0)151 16 20 41 08
andreas.hoffmann@scafom-rux.de

Jörn Winkler
PLZ: 2 (w/o 23923-23996)


+49 (0)441 68 26 82
+49 (0)151 16 20 65 04
joern.winkler@scafom-rux.de

Thomas Venn
PLZ: 3/48-49/57-59/586-589


+49 (0)2331 47 09-245
+49 (0)151 16 20 41 09
thomas.venn@scafom-rux.de

Frank Wiemann
PLZ: 50-56/580-585


+49 (0)2331 47 09-242
+49 (0)151 16 20 41 07
frank.wiemann@scafom-rux.de

Helmut Blauth
PLZ: 6/7/88-89


+49 (0)160 90 14 28 51
helmut.blauth@scafom-rux.de

Boris Hohl
PLZ: 40-47 Rheinland Süd


+49 (0)2331 47 09-243
+49 (0)151 14 77 39 20
boris.hohl@scafom-rux.de

Wulf D. Basse
PLZ: 1/23923-23996


+49 (0)30 515888-22
+49 (0)172 2121100
wulf.basse@scafom-rux.de

Mirko Langer
PLZ: 80-87/90-97


+49 (0)8664 32 50 42
+49 (0)151 14 77 39 22
mirko.langer@scafom-rux.de

René van Elten
PLZ: 40-47 Rheinland Nord


+49 (0)2331 47 09-244
+49 (0)151 14 77 39 23
rene.vanelten@scafom-rux.de

Stock Locations

Central Depot Hagen
Neue Str. 7
58135 Hagen
Tel +49 (0)2331 47 09-0
Fax +49 (0)2331 47 09-202
info@scafom-rux.de

Depot Berlin
Zobtener Straße 73
10317 Berlin-Lichtenberg
Tel +49 (0)30 51 58 88-22

Depot Hamburg
Kulemannstieg 5
22457 Hamburg
Tel +49 (0)40 54 80 57 48

Depot Leipzig
An der Bahn 11
04319 Leipzig-Engelsdorf
Tel +49 (0)341 251 38 05

Depot München
Krautgartenstr. 36
85241 Hebertshausen
Tel +49 (0)175 50 76 708

SUPER - FAÇADE SCAFFOLDING

02 | CONTACT PERSONS

03 | CONTENTS

04-05 | SYSTEM OVERVIEW

06-11 | ADVANTAGES

12-13 | STAIR TOWERS

PRICE LIST

14-57 | PRODUCTS

14-16 | SCAFFOLD BASIS

17-20 | VERTICAL FRAMES

21-23 | DIAGONALS / SIDE PROTECTION

24-27 | TRANSOMS

28-31 | DECKS

32-33 | ACCESS HATCHES

33-36 | LADDERS / STAIRS

37-41 | BRACKETS

42-43 | SCAFFOLD FINISH SECTION

44-46 | LUG SCAFFOLD

47-48 | ANCHORAGE

49-53 | ACCESSORIES AND LOGISTICS

54-57 | PERSONAL PROTECTION

58-59 | PRICE EXAMPLES

60-67 | SPARE PARTS

68-71 | ASSEMBLY

72-73 | USE OF SYSTEM DECKS

74-75 | SCAFOM-RUX SERVICE / APP / ANIMATIONS

76-77 | PRODUCT OVERVIEW

78-79 | RENTAL

80-81 | APPROVALS SUPER 65 AND SUPER 100

82-83 | GENERAL TERMS AND CONDITIONS / ORDER FORM

GOOD TO KNOW


METRIC, LOGICAL

Material calculations become child's play since the RUX SUPER 65/100 modular system is based on metric dimensions. For example:

Frame width 0.65 m and 1.00 m


Frame height 2 m

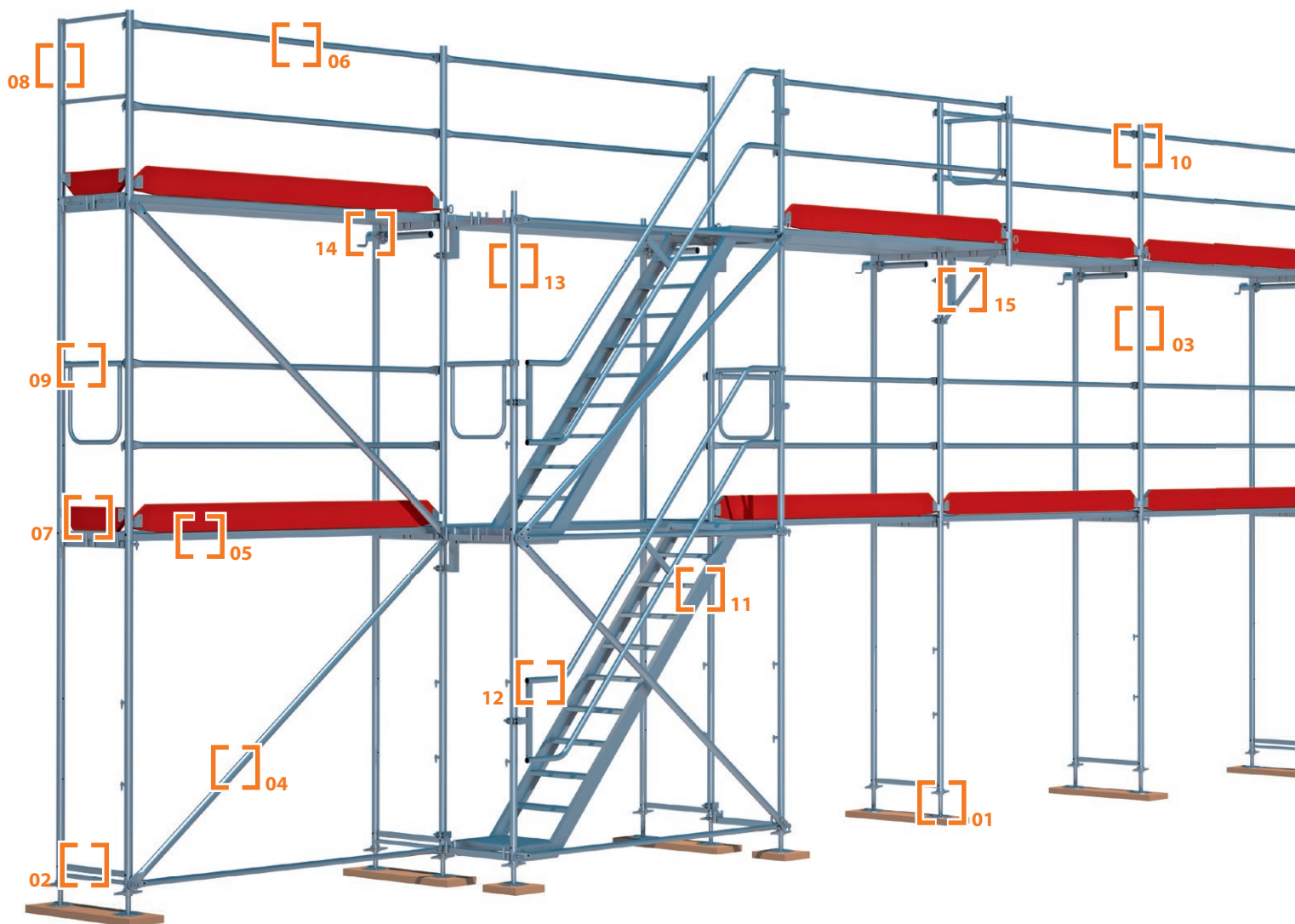
Bay length 1.50 m, 2.00 m, 2.50 m and 3.00 m



INGENIOUSLY SIMPLE

All the important connections can be mounted without the need for tools, simply and in just a few easy steps. Thanks to its specific geometry, the scaffolding is self-aligning.





ERECTION? QUICK AND SIMPLE! **VERY FEW BASIC ELEMENTS - SUPER SYSTEM**

- | | | |
|--------------------------|---|--|
| 01 Base jack | 06 Back guardrail /Longitudinal tube | 11 Aluminium stairway with platform |
| 02 Base transom | 07 Toe board | 12 Double handrail |
| 03 Vertical Frame | 08 Front guardrail frame | 13 Stairway standards |
| 04 Diagonal | 09 Front guardrail, double | 14 Steel shore tube |
| 05 Decking planks | 10 Guardrail post | 15 Cantilever bracket |

The proven SUPER system makes do with very few basic elements, but thanks to the wide product range, it can be enlarged to such an extent that there is hardly any challenge in façade scaffolding that cannot be overcome with this system. You can see just how simple it is to assemble the SUPER system in our animation.





STEEL, ALUMINIUM, 65 OR 100 CM WIDTH, LUG OR GRAVITY LOCK? **EXACTLY.**

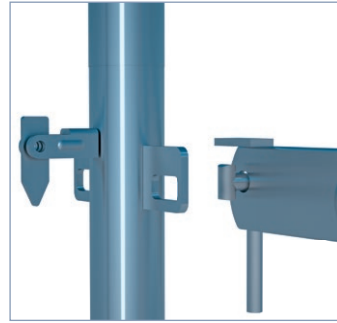
Various options for different applications – but always compatible.

That was and is our objective whenever we develop system solutions.

The large number of users speaks for itself.




Gravity lock connection




Lug connection

The practical gravity lock ensures a self-securing connection between the frames and guardrails or diagonals. The components can be easily mounted by just one person without any walking back and forth. And, of course, the “good old” lug connection is still included in our range.


SUPER 65/100 STEEL



SUPER 65 ALUMINIUM



SUPER 65 STEEL-ULTRA



FROM SUPER TO ULTRA - THE EVOLUTION OF A SCAFFOLD FRAME

Previously, steel was steel – the rest did not matter. Today, every gram counts since vertical and horizontal transportation is the most important economic factor in scaffolding. Anyone addressing this issue is relatively far ahead, but anyone that can also consider the health and well-being of staff members at the same time can only be a winner! That is why the ULTRA frame out of steel with an enhanced yield strength represents an enormous step forward. The same load-bearing capacity, less weight, compatible.

"LOOKS SUPER" IS NOT ENOUGH FOR YOU

SO A FEW MORE "INNER VALUES" ON TOP

ONLY 8 EXAMPLE PARTS THAT MAKE SUPER EVEN MORE SUPER



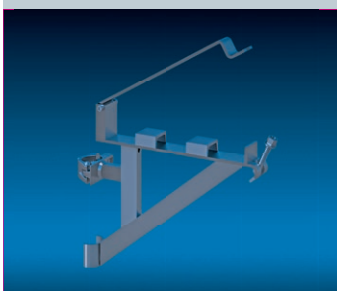
SUPER ALUMINIUM LADDER FRAME ROBUST

- Full aluminium, no plywood
- VA steel rivets with extra-large head and enlarged diameter
- Aluminium chequer plate hatch with robust beading
- 3 hinges, 30 hinge rivets, hatch retaining straps on both sides
- Opening angle > 90°



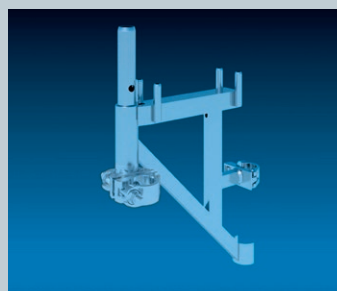
SUPER ACCESS BARRIER FOR SCAFFOLD STAIRS

- Stair entrance is simply made inaccessible for unauthorised persons
- Assembly, opening and closing with screws and couplers



SUPER CORNER BRACKET

- Closes gaps resulting from structures with corners
- Decks are reliably secured against lift



SUPER COUPLER BRACKER WITH SUPPORT, EXTENDED

- Extended tube pins
- Allows coupler connection to the tube pins



A large number of special parts turn the standard SUPER scaffolding into a bespoke solution for various application purposes. Whether your customer is a painter, bricklayer or roofer: RUX SUPER system scaffolding is just the scaffolding they need to make their work easier and to strengthen your position on the market.

LOW WEIGHT

SIMPLE HANDLING

ERGONOMIC DESIGN

OPTIMUM STACKABILITY

USEFUL TRANSPORT SPACE UTILISATION

The scafom-rux product engineers are most familiar with the themes of safety, handling and optimum logistics – but it is only with a keen eye for details and an open ear for the needs of our customers that the leading edge can be established that distinguishes us as one of the innovation frontrunners in the industry.

A few more advance developments can be seen below. There are more of them later in the price list section.



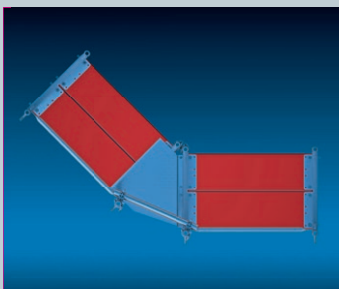
FRONT GUARDRAIL, DOUBLE SUPER 100

- Modified design
- Even endures against climbing "misuse"



SUPER BRACKET DECKS

- Reduces gap to bracket deck
- Reduces the distance to the wall
- Reduces the gap in the case of front-mounted scaffold stairs



FLEXIBLE CORNER DECK SUPER 65/100

- For scaffold widths of 0.65 m and 1.00 m
- Corners on scaffold sections can be flexibly closed up to an angle of 45°
- Stable working area without any tripping hazards



BLOCKS

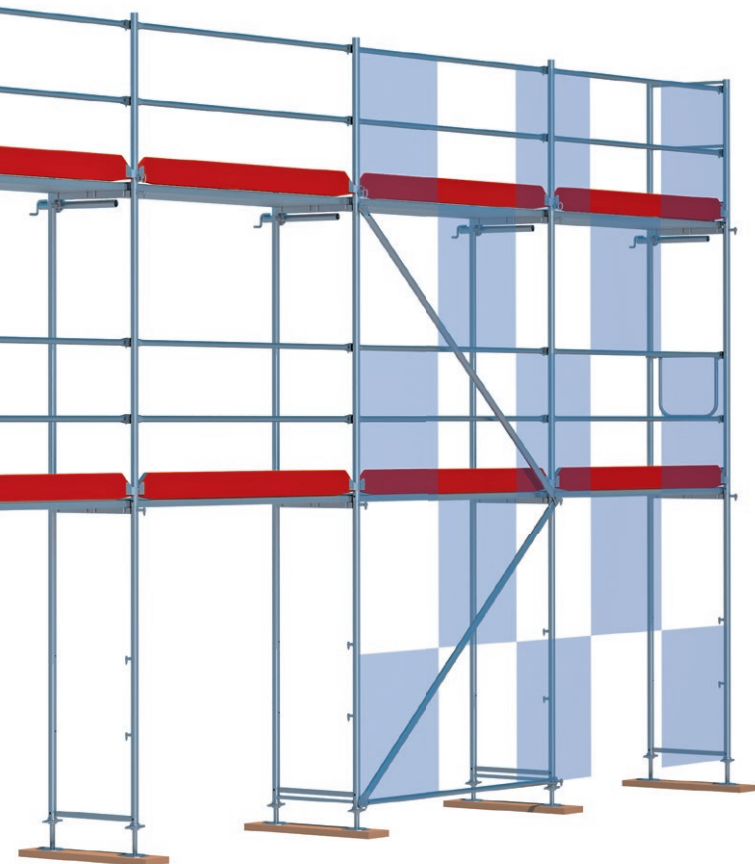
- 600 kg and 1,000 kg alternatives
- Can be stacked and combined to form multiple units
- As scaffold ballast, protective barrier, advertising medium, etc.
- Ideal as a ballast for freestanding scaffolds

WE CAN TELL YOU MANY THINGS...

BUT FIRST WE HAVE LISTENED TO YOU

Our users are our most important driving force because how would we otherwise know what is needed on the market? Of course, we are also represented on various committees and associations to know at an early point in time e.g. which direction legal or insurance requirements are moving in.

And then we implement not just what we would call the "development of scaffolds" - instead we prefer to see ourselves as a competent developer of "safety technology". Since we want you and your customers to be able to work in a safe and secure environment: for example, with our RUX SUPER scaffolding.



Why do we make such a big thing out of having meters? Well, it is something that you cannot just take for granted. Just take a look at the market – and you had better order a calculator as well when you are confronted with challenging individual bay lengths.

LOGICAL, METRIC MODULAR DIMENSIONS

One metre is one metre! Sounds logical. And it is simple to calculate. That is why the lengths and heights of our scaffold bays are similarly in metric dimensions. You can quickly assemble scaffolding with bay lengths of up to 4 metres with just a few component parts. In this respect, all bay lengths of above 1.00 m can be combined with one another. The standard frame height is 2.00 m.


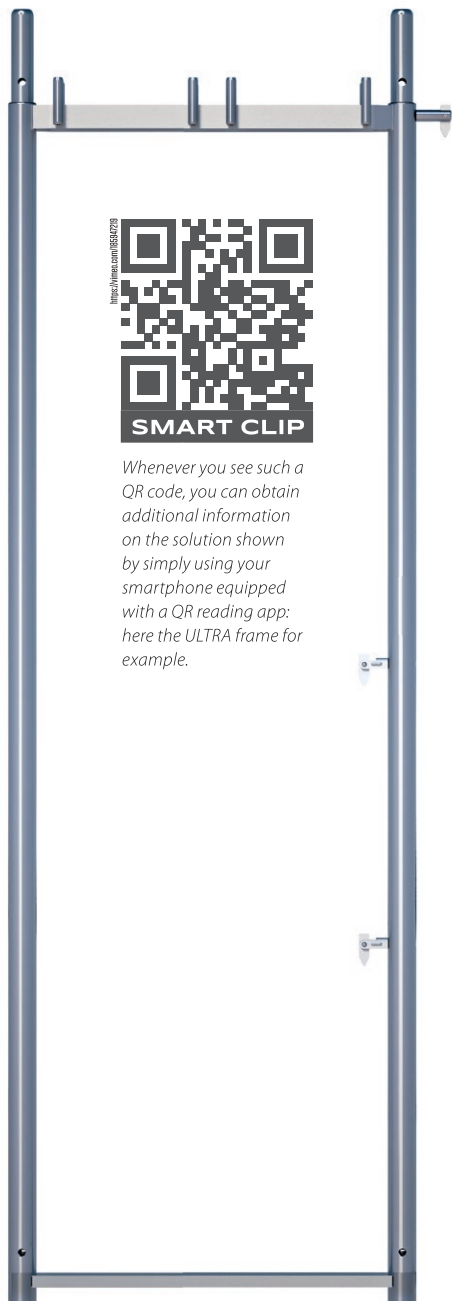
FLEXIBLE MODULAR SYSTEM

Scaffolding for numerous applications can be assembled with just a few component parts. Thanks to excellent statical values and a comprehensive range of special parts and accessories, you do not have to bother about any time-consuming screw connections.

INGENIOUSLY SIMPLE ASSEMBLY

All the important connections from vertical frames and decks to diagonals and back guardrails are free of any screws and wedges. The prescribed scaffold geometry is an essential element of what we understand by an "enforced, self-aligning assembly process". That means that you simply have to level out the lowermost level of the scaffolding when in use and you may then rest assured that all scaffold elements that follow will automatically be aligned so as to be absolutely perpendicular as it is not possible to do it in any other way. This makes the work quick and prevents any assembly errors!

The pins welded on to the frames mean that the fitting of the decks is also predefined thereby preventing any slipping off to the side. This will put a smile on the face of the structural engineer: the decks become statical elements by being firmly locked into place.




Whenever you see such a QR code, you can obtain additional information on the solution shown by simply using your smartphone equipped with a QR reading app: here the ULTRA frame for example.

OPTIMAL WEIGHT

The low weight is one of the most significant features of the RUX SUPER 65/100 façade scaffolding. This effect is reinforced by the ideal scaffold widths of 65 cm and 100 cm. This system offers excellent ergonomics and is one of the lightest scaffolds on the market.

It has become even lighter thanks to the new ULTRA frame. This frame can do everything that the classic one can also do, but is considerably lighter. Despite its thin walls, it remains fully combinable and can be fully loaded. This is due to the use of St 355 steel that has an enhanced yield strength and to the buckled tube design at the bottom of the frame which can still be fitted onto the conventional connecting pieces. Catchword: sustainability!



The T-profile of the lower frame transom – here a cross-section. Each new scaffolding level automatically secures the decks, making lifting impossible.



Power centre: the SUPER scaffold node makes this façade system an outstanding workplace from a statics point of view.

UNIQUE SAFETY STANDARDS


Thanks to the unique T-profile as a lower frame transom, tripping hazards have become a thing of the past. The T-profile secures the decks against lift. By overlaying the planks, a smooth surface without any dangerous seesaw effects is obtained. The steel cap embedded in the wooden planks means that the overlaying of decks has been optimised in the simplest possible manner. After all, every single tripping hazard is one too many. User safety is often just a question of paying attention to details!

IMMENSE RIGIDITY

The high rigidity of the SUPER 65/100 scaffolding system reduces the number of anchorage points to a minimum. So here, too, you can benefit from material, transport and wage cost savings.

ECONOMIC, SAFE, SUSTAINABLE?

PICK ANY THREE, THEN JUST ADD CLEVER!



Clever cross connection: you can easily implement pedestrian tunnels with RINGSCAFF system girders and SUPER scaffolding fitted on top.



Projecting catching structures like this one can be easily created with SUPER bracket solutions: without any improvisation and with full system integrity!

COMBINABLE ADVANTAGES: MODULAR AND FAÇADE SCAFFOLDING


scafom-rux products are available in metric dimensions – something that cannot be said often enough. It is therefore very simple to combine the modular scaffolding RINGSCAFF with the façade scaffolding system SUPER. Passageway tunnels for pedestrians can be optimally built with RINGSCAFF for instance. Working scaffolds rising above this are then created with SUPER material – the bay lengths are identical. In this way, each system can make full use of its particular strengths.

COMPREHENSIVE OPTIONS

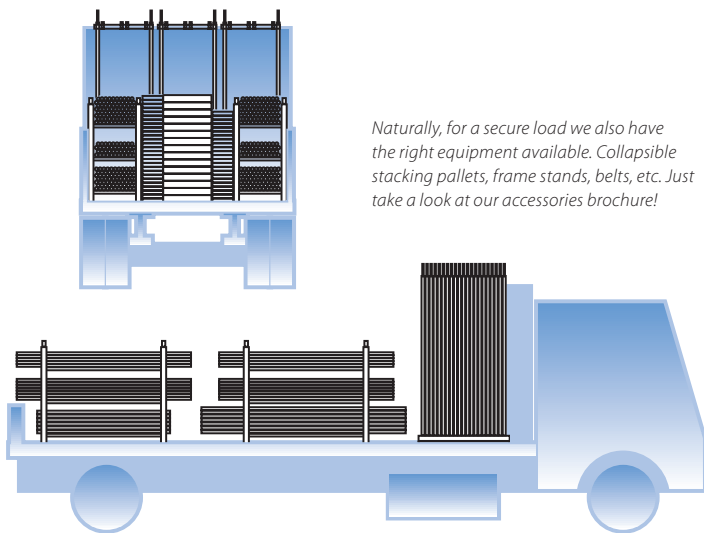
The large selection of brackets, transoms and accessories ensures a perfect fit of the scaffolding to the architecture of the building. It is particularly in the case of industrial applications, where great flexibility is required (e.g. the scaffolding of winding towers, conveyor bridges or pipelines), that the system offers all possible options, thereby enhancing productivity on the building site.

ENORMOUS PRODUCT DEPTH

It is not for good reason that the SUPER system is considered to be one of the best developed façade scaffolds. There are many cleverly-designed special parts that are perfectly tailored to meet the users' needs without unnecessarily extending and inflating the system. After all, thanks to the intensive exchange with our customers, we know what is needed on the market.



We have elucidated the supplementary SUPER elements in the price list section. Be inspired!



IDEAL DIMENSIONS

The optimised dimensions of the system even ensure material savings when brackets are used. In other words, it is no longer necessary to use gap covers when RUX standard brackets are used.

INTELLIGENT LOGISTICS

It might seem astonishing at first sight, but more than 90 % of the work of a scaffolder can be attributed to transporting material. So anyone talking about scaffolding efficiency is mainly concerned with the whole issue of logistics.

The optimised product design of the SUPER system allows users the possibility of extending their loading capacity by up to 30 %. Three vertical frames can be set down next to each other on a loading platform.

One glance at the illustration will show you how a standard truck can be loaded with the modern RUX SUPER 65 façade scaffolding system. This means that many unnecessary journeys between the storage depot and the building site can be saved. Anyone counting on efficiency will come to count on scafom-rux.

CLEVER SUSTAINABILITY

scafom-rux is a developer! However, we just do not start producing, but instead follow a guiding line that is determined by our product developers. Catchword: multiple use! When decks, simply in stock and therefore available, can be used for our building site protection system SCAFFPLANK or the MULTI-ROOF components can also be used as a pedestrian bridging system, the investments of our users simply have an added value.

ABSOLUTE ADDED VALUE

All these points together explain well why the SUPER façade scaffolding system is one of the most stable-value products on the market. You will be investing in a proven, consistently further developed product with RUX SUPER scaffolding and thereby in a sustainable system for the future and one which will have paid for itself within a short time. And by the way: you will also have our unbeatable service as an add-on.

SIMPLY CHANGE THE LEVEL

NO PROBLEM WITH THE ALUMINIUM PLATFORM STAIRWAY!

Changing levels in a scaffolding is challenging enough even without any load – the air astonishingly gets very thin very quickly. And with tools or building materials in the hand, it can become a balancing act when ladder frames are used. Solution: stairs! The aluminium platform stairway can be fitted together with SUPER stairway standards as a slim, front-mounted structure for SUPER scaffolding.

PERFECTLY INTEGRATED

By using the appropriate stairway standards, you do not need the usual gap coverings as with the SUPER 65 vertical frame. The stair tower gets as close as possible to the façade scaffolding without any over-large gaps emerging as a result of double standards for example – perfect system integration. The trick: it does not matter at all whether you fit the stair tower directly when erecting the façade scaffolding or subsequently.

SUSTAINABLE DESIGN

The aluminium stairway is equipped for the SUPER pins as standard, but can be quickly converted for tube hook-up by changing the head section. The inner and outer handrails can be fitted quite simply anyway in modular scaffolds. This means that you do not need to keep any additional stairs in stock when using SUPER façade scaffolding parallel to RINGSCAFF modular systems. Once again: multiple uses for lean stock management.

FULL SYSTEM INTEGRATION

USEFUL ACCESSORIES

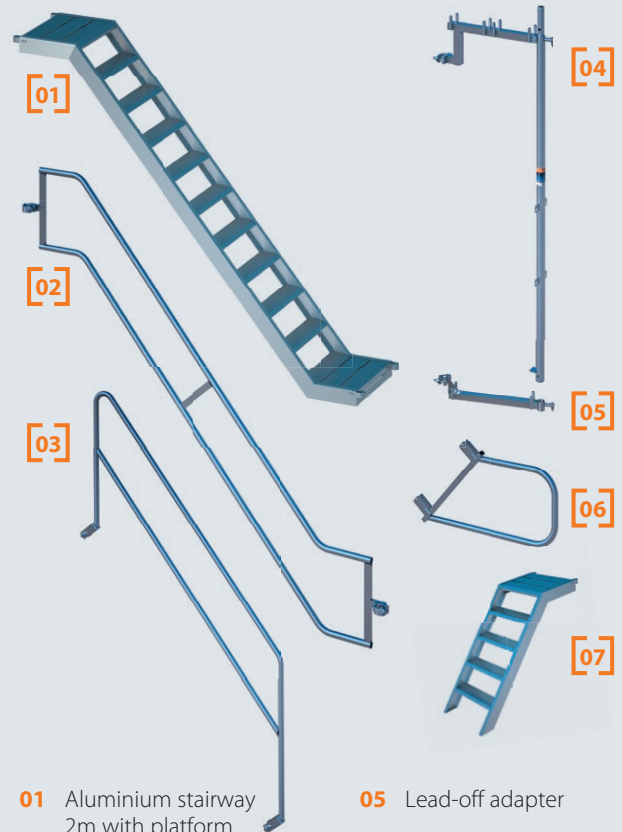


PRACTICAL MULTIPLE USES

MATERIAL, WORK AND TIME
SAVINGS





The aluminium stairway cannot only be used with SUPER scaffolding but also with modular scaffolds like RINGSCAFF and other compatible models thanks to the exchangeable head section for tube hook-up – including handrails!



**EVERYTHING THAT
PEOPLE ON THE UP
NEED**

01 Aluminium stairway
2m with platform

02 Outer handrail

03 Inner handrail


04 Stairway standard

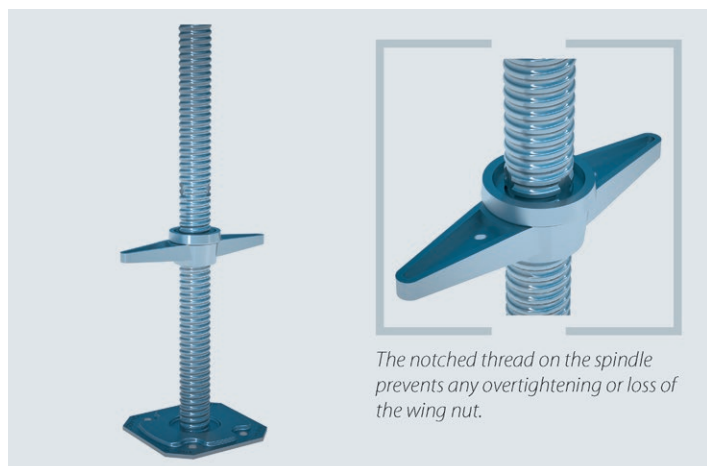
05 Lead-off adapter

06 Stair guardrail

07 Aluminium stairway
1m with platform

08 Access barrier



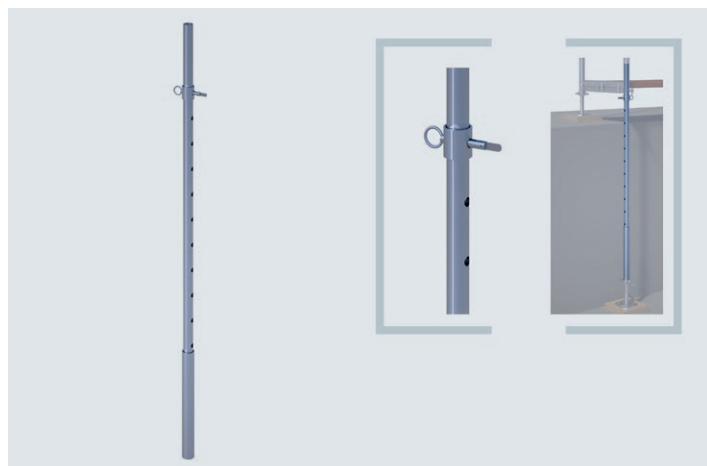


Base jack Ø 38 mm

To compensate for uneven surfaces and to enable perpendicular/horizontal scaffold assembly. Depending on the position of the wing nut, the load-bearing capacity can be as much as 50 kN. High-speed thread for continuous adjustment. Comes with wing nut for simple height adjustment even under load conditions. The thread is notched 150 mm below its upper edge to secure the wing nut. Please ensure when fitting that the overlap length between the standard and the spindle is 25 % of the spindle length and is at least 150 mm.

H/L x B (m)	kg	Pack	Part No.	for order volume of: €/each		
0.30	2.40	330	00357	1: 11.90	50: 8.20	250: 7.40
0.50	3.20	250	00358	1: 13.80	50: 8.90	250: 8.20
0.60	3.90	300	08358	1: 14.30	50: 9.00	250: 8.50
0.78	4.20	250	00360	1: 18.30	50: 11.80	200: 10.80
1.00	4.70	200	00365	1: 22.90	50: 14.50	200: 12.90

SNP



Spacer tube complete with sleeve and pin

Suitable when the base jack is no longer adequate for compensating for very uneven surfaces or in the case of cellar stairways etc. It is used as an extension for the base jack in combination with the decking transom. Significant adjustment range of 1.00 m at 10 cm intervals.

H/L x B (m)	kg	Pack	Part No.	for order volume of: €/each		
1.80	6.40	50	00668	1: 42.90	10: 30.90	20: 27.60

SNP




Underlay pad for base jack

Fitted with reflectors, out of plastic material.
H: 0.265 mm x L: 0.235 mm x W: 0.01 mm

Info	kg	Pack	Part No.	for order volume of: €/each		
	0.20	80	05632	1: 3.40	10: 2.45	50: 2.10

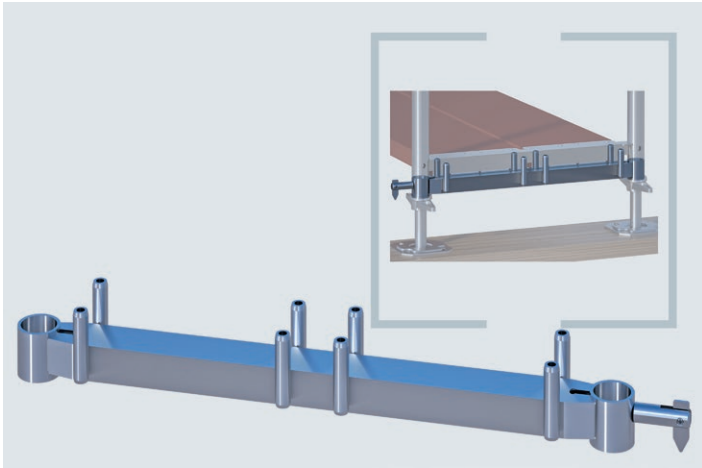
SNP



Base transom

For the lower diagonal attachment at the foot of the scaffolding. It is slid over the base jacks and thereby aligns them precisely to the width of the scaffolding, similar to an assembly aid.

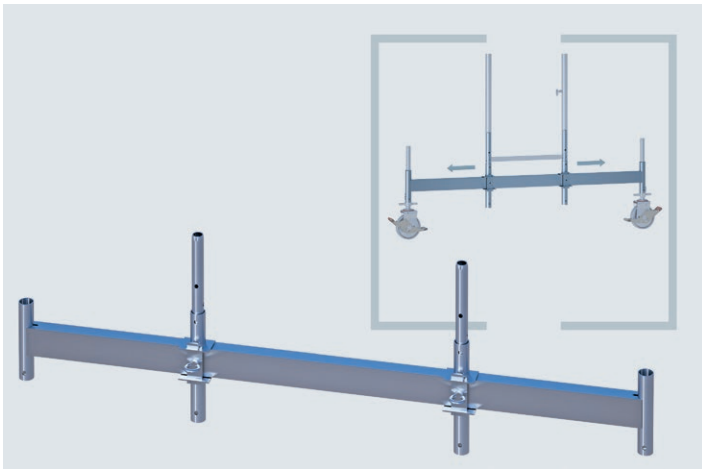
Info	H/L x B (m)	kg	Pack	Part No.	€/each
	0.65	1.50	100	00662	14.50
	1.00	2.00	100	00664	16.10



Decking transom

For use in the ascent bay or in combination with spacer tubes. Suitable for assembling the lowermost scaffold level when compensating for very uneven surfaces or in the case of e.g. cellar stairways. Comes with gravity lock for the attachment of the diagonals.

Info	H/L x B (m)	kg	Pack	Part No.	€/each
AF 19	0.65	3.00	100	00670_19	31.30
AF 22	0.65	3.00	100	00670_22	31.30
AF 19	1.00	4.50	75	00672_19	41.50
AF 22	1.00	4.50	75	00672_22	41.50

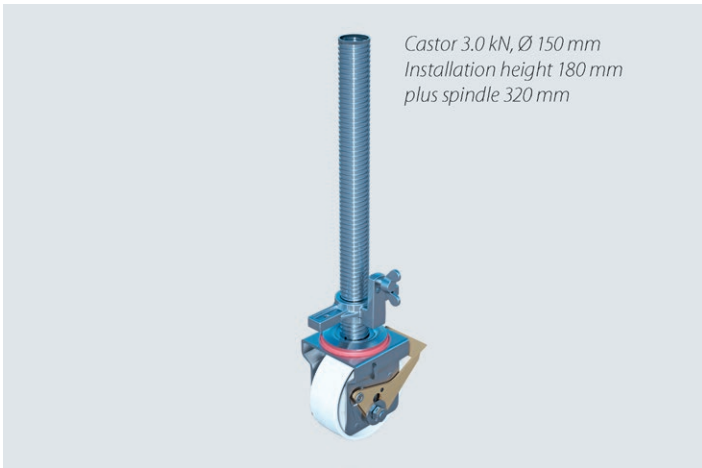


Universal mobile beam

Makes a mobile working scaffold out of almost every façade or modular scaffolding. Popular element in every scaffolders portfolio. No additional investments in a mobile scaffold system necessary. Can be used universally thanks to adjustable tube connectors. Possible to combine with all RUX castors

H/L x B (m)	kg	Pack	Part No.	for order volume of: €/each		
2.00	23.20	1	05505	1: 191.00	4: 159.00	8: 148.00

SNP

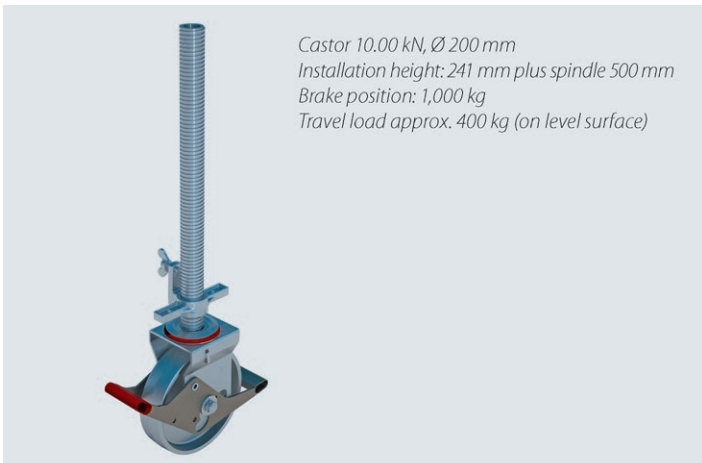


Castor 3.0 kN

For mobile scaffold structures of all types. Height adjustable for perpendicular alignment. Locking brake for a secure stand and to protect against any unintentional rolling away. Centric transfer of load when brake is engaged. Little effort needed when moving the system thanks to integrated slide bearings in the hub and nylon wheel to safeguard the supporting surface. Also equipped with a foot lever for releasing the brake. Corresponds to EN 1004. Suitable for both indoor and outdoor applications.

H/L x B (m)	kg	Pack	Part No.	for order volume of: €/each		
	3.80	170	02449	1: 65.80	8: 39.50	24: 35.80

SNP

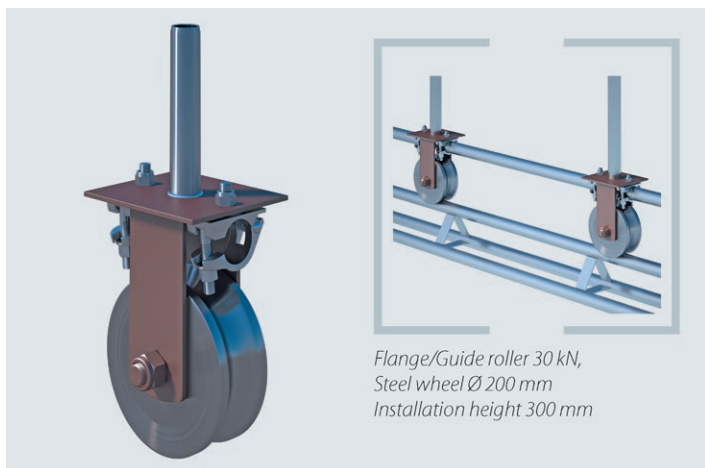
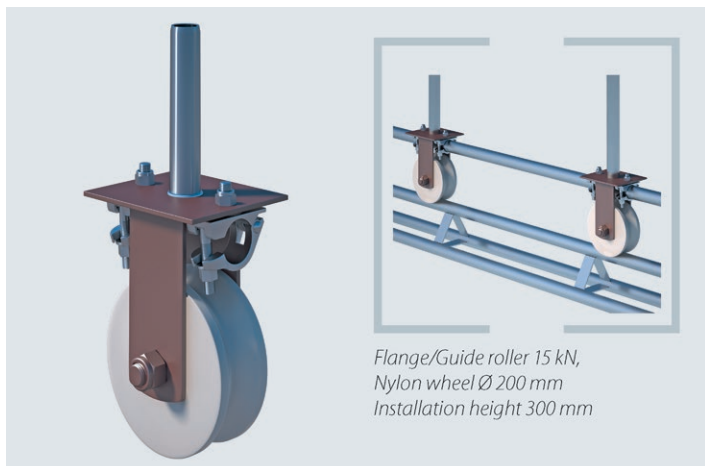


Castor 10.0 kN

For mobile scaffold structures of all types. Height adjustable for perpendicular alignment. Locking brake for a secure stand and to protect against any unintentional rolling away. Centric transfer of load when brake is engaged. Little effort needed when moving the system thanks to integrated slide bearings and nylon wheel to safeguard the supporting surface. Also equipped with a foot lever for releasing the brake. Suitable for both indoor and outdoor applications: EN 1004.

H/L x B (m)	kg	Pack	Part No.	for order volume of: €/each		
	6.00	72	05507	1: 82.00	8: 58.00	24: 47.50

SNP



Flange/Guide roller (plastic)

For special mobile scaffolding structures. Plastic roller with concave design for guided transport on rails out of scaffolding material e.g. triangular supports. Comes with two integrated semi-couplers on the roller housing for secure attachment to the scaffolding structure.

15 kN permissible load, 200 mm roller diameter

Info	kg	Pack	Part No.	for order volume of: €/each		
AF 19	12.80	50	04676_19	1: 260.00	4: 222.00	12: 198.00
AF 22	12.80	50	04676_22	1: 260.00	4: 222.00	12: 198.00

SNP

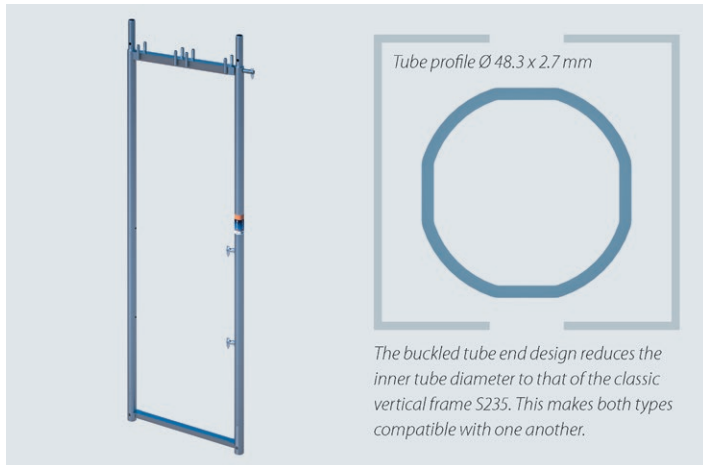
Flange/Guide roller (metal)

For special mobile scaffolding structures. Metal roller with concave design for guided transport on rails out of scaffolding material e.g. triangular supports. Comes with two integrated semi-couplers on the roller housing for secure attachment to the scaffolding structure.

30 kN permissible load, 200 mm roller diameter

Info	kg	Pack	Part No.	for order volume of: €/each		
AF 19	25.40	50	04688_19	1: 395.00	4: 315.00	12: 295.00
AF 22	25.40	50	04688_22	1: 395.00	4: 315.00	12: 295.00

SNP



Vertical steel frame SUPER 65 ULTRA


Tube profile Ø 48.3 x 2.7 mm.

The classic basic element of the SUPER 65 façade scaffolding. Comes with pins to take up two decks with a width of 0.29 m. The base transom with T profile serves as a deck retainer and additionally for the take-up of horizontal loads. Comes with three gravity locks for the screw-free attachment of back guardrails and diagonals. Drilled at top and bottom to enable interconnection.


Info	H/L x B (m)	kg	Pack	Part No.	€/each
	0.50 x 0.65	7.50	25	01525-u	60.50
	1.00 x 0.65	10.50	25	01526-u	65.50
	2.00 x 0.65	16.50	25	01538-u	71.90

Embossing possible

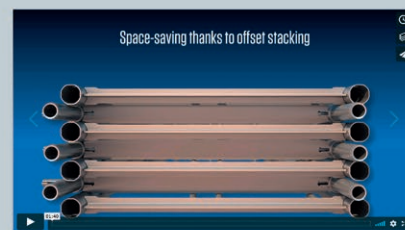
SMART DETAILS



System stability – The proven T-profile ensures exceptional stability and safety in combination with the pins on the frames.

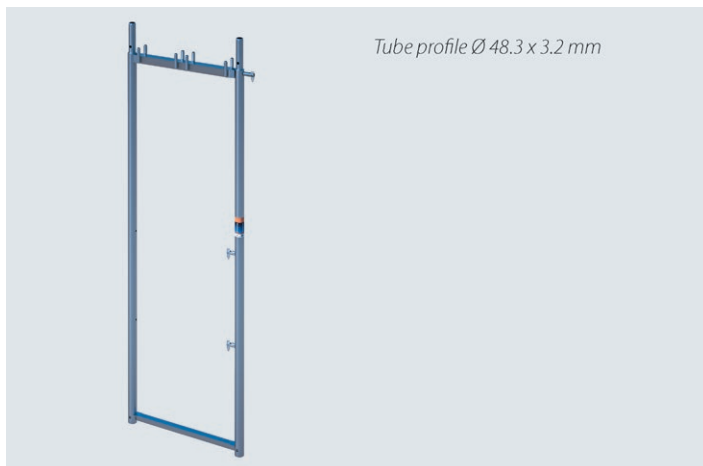


One-person assembly – The clever gravity lock means that guardrails and diagonals can be quickly fitted and immediately secured against slipping-out: tool-free!



ULTRA frames – ultra advantages

- Compatible with the vertical steel frame S235
- Wall thickness 2.7 mm
- S355 steel with higher yield strength
- 17.5 % weight saving



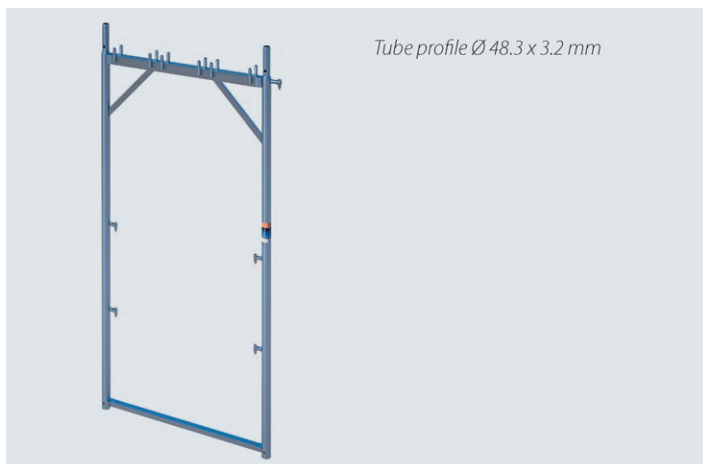
Vertical steel frame SUPER 65

Tube profile Ø 48.3 x 3.2 mm.

The classic basic element of the SUPER 65 façade scaffolding. Comes with pins for the fitting of two decks with a width of 0.29 m. The base transom with T profile serves as a deck retainer and additionally for the take-up of horizontal loads. Comes with three gravity locks for the screw-free attachment of back guardrails and diagonals. Drilled at top and bottom to enable interconnection.

Info	H/L x B (m)	kg	Pack	Part No.	€/each
	0.50 x 0.65	8.40	25	01525	60.50
	1.00 x 0.65	12.00	25	01526	65.50
	2.00 x 0.65	19.00	25	01538	71.90

Embossing possible



Vertical steel frame SUPER 100

Fundamental supporting element of the SUPER 100 façade scaffolding. Designed for three decks with a width of 0.29 m. Depending on the type of deck and the bay length, suitable for scaffolds up to group IV. Comes with five gravity locks for the screw-free attachment of back guardrails and diagonals. The base transom with T profile serves as a deck retainer and provides for horizontal stability.

Info	H/L x B (m)	kg	Pack	Part No.	€/each
	0.50 x 1.00	11.20	25	01550	69.90
	1.00 x 1.00	15.40	25	01551	76.50
	2.00 x 1.00	23.50	25	01554	97.50

Embossing possible

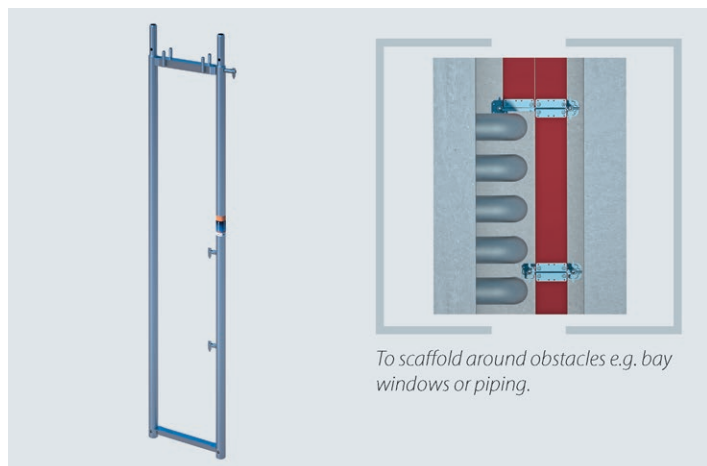


Vertical aluminium frame SUPER 65

Completely out of aluminium and technically designed like the steel frame, but more than 50 % lighter. Suitable for long transport distances and for various other ancillary construction trades.

Info	H/L x B (m)	kg	Pack	Part No.	€/each
	1.00 x 0.65	5.50	25	01530	99.00 ②
	2.00 x 0.65	9.00	25	01524	108.00 ②

Embossing possible

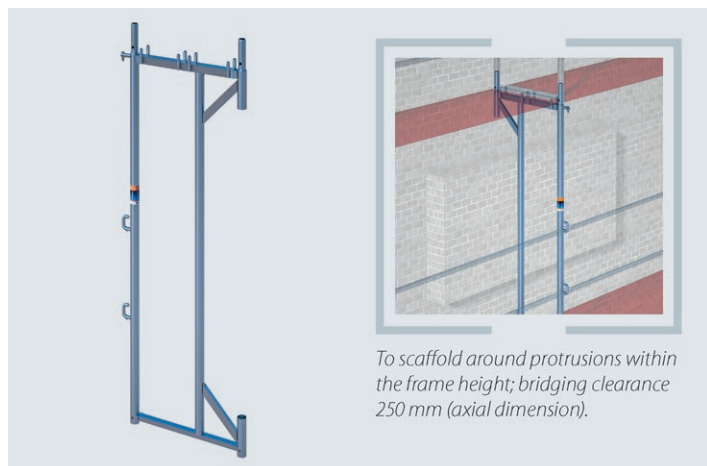


Vertical steel frame, single deck

Vertical frame for a single deck. Should not be missing from any scaffold portfolio. The economic system solution for building around obstacles. Comes with five gravity locks for the screw-free attachment of back guardrails and diagonals.

Info	H/L x B (m)	kg	Pack	Part No.	€/each
	2.00 x 0.40	16.00	25	01535	72.00

Embossing possible

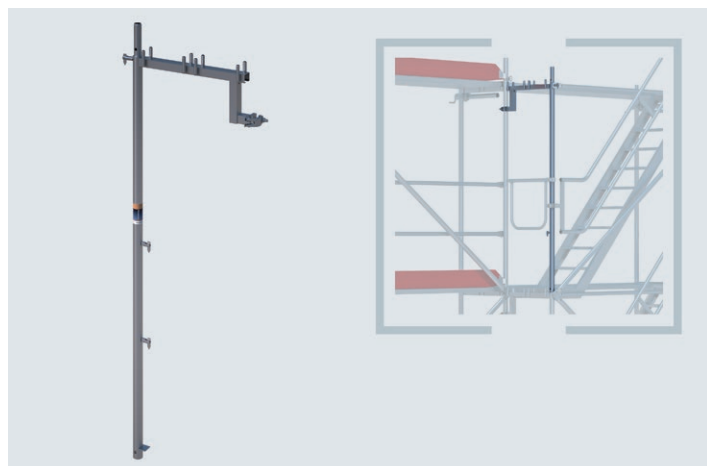


Vertical steel frame SUPER 65 for roof protrusions

For the simple scaffolding of roof protrusions and ledges.

Info	H/L x B (m)	kg	Pack	Part No.	€/each
	2.00 x 0.65	21.60	25	01539	102.00

Embossing possible

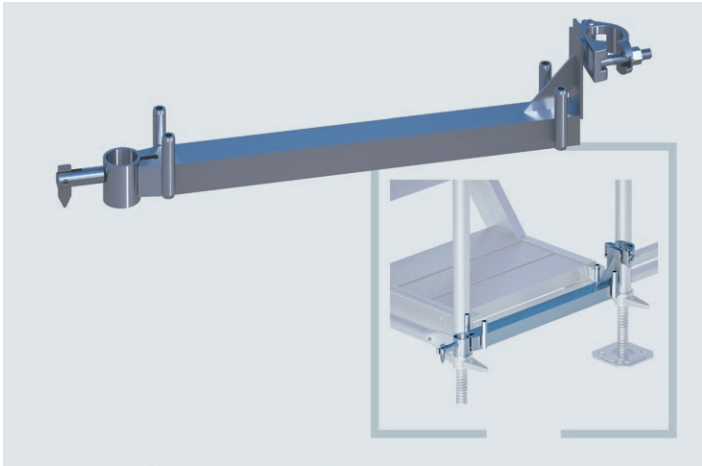


Stairway standard

The simple and flexible solution for the outer stairway ascent in combination with the aluminium stairway with platform.

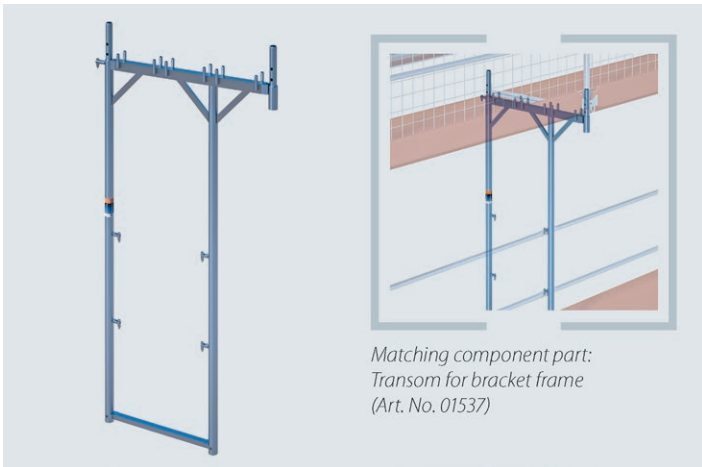
Much reduced gap between the stairway platform and the scaffold decking, less space needed and considerable material savings are the main advantages compared with a stair tower with vertical frames. Also suitable for scaffold bays in façade recesses on passage frames. Stair exit possible over front-mounted bracket.

Info	H/L x B (m)	kg	Pack	Part No.	€/each
AF 19	2.00 x 0.65	11.60		06075_19	85.00
AF 22	2.00 x 0.65	11.60		06075_22	85.00

**Lead-off adapter for stairway standard**

2 pieces are necessary. Suitable for the assembly of stairway standards (Art. No. 06075) as a starter transom for the attachment of the first aluminium platform stairway (Art. No. 01039).

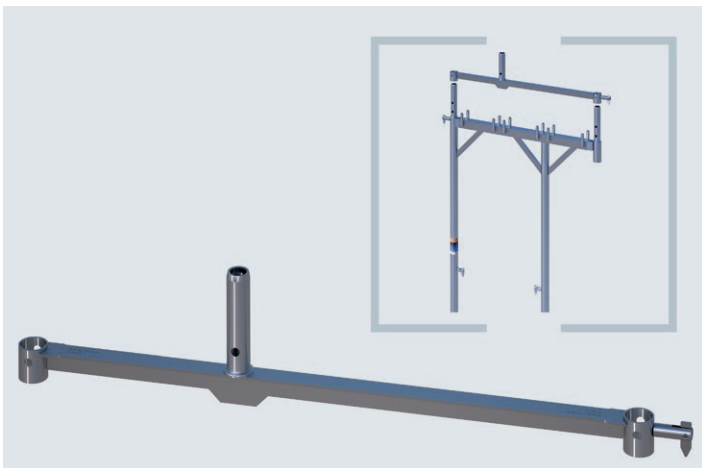
Info	H/L x B (m)	kg	Pack	Part No.	€/each
AF 19	0.65	3.20		06074_19	45.70
AF 22	0.65	3.20		06074_22	45.70

**Steel bracket frame SUPER 65/100**

The versatile one: for the horizontal offsetting of individual scaffold bays or entire levels by one deck width, for the combination of SUPER 65 and SUPER 100 or for use in roof safety systems.

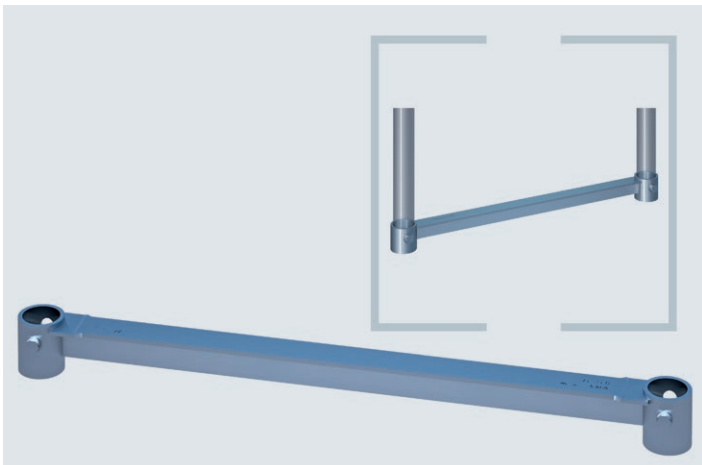
Info	H/L x B (m)	kg	Pack	Part No.	€/each
	2.00 x 1.00	23.90	25	01536	129.00

Embossing possible

**Transom for bracket frame**


The transom is fitted to the bracket frame or SUPER 100 vertical frame. It serves as a deck retainer and with its tube connector is suitable for the attachment of SUPER 65 vertical frames.

Info	H/L x B (m)	kg	Pack	Part No.	€/each
	1.00	2.50		01537	41.00

**Repair transom for vertical frame**

A substitute for the missing T-profile below. The repair transom is simply inserted and affixed using the machine bolts supplied (wrench size 19). By fitting the repair transom, the open vertical frame regains its full statical values. This option provides decisive benefits for facade and industrial scaffolding.


Info	H/L x B (m)	kg	Pack	Part No.	€/each
	0.65	1.50		01540	13.90
	1.00	2.00		01555	16.90



Back guardrail gravity lock

For vertical frames, screw-attachment, galvanised.

Info	H/L x B (m)	kg	Pack	Part No.	€/each
	0.11	0.10	200	00549	2.80



Inner guardrail holder for vertical frames

Comes with two gravity locks for attaching back guardrails as inner protection.

Info	H/L x B (m)	kg	Pack	Part No.	€/each
	0.56 x 0.06	2.40		07135	27.00

Also fits to various Plettac and Hünnebeck systems.



Diagonal

Ensures the stability of the scaffolding in the horizontal direction. Screw-free fitting. The attachment using the upper gravity lock on the vertical frame is at the same time the fixed point that allows for perpendicular assembly from the second level on without the need for a spirit level. Can be used in all scaffolding systems with logical modular dimensions and diagonal gravity locks positioned outside. Thanks to the third hole, suspended scaffolds or bridging can be implemented together with overhead transoms or gravity lock couplers.

Info	H/L x B (m)	kg	Pack	Part No.	€/each
Bay 1,50 m	2.50	7.60	50	00605	23.00
Bay 2,50x1,00 m	2.70	9.00	50	00606	24.50
Bay 2,00 m	2.80	7.80	50	00607	26.00
Bay 2,50 m	3.20	8.80	50	00610	27.50
Bay 3,00 m	3.60	9.80	50	00611	29.50
Bay 4,00 m	4.50	12.30	50	00613	39.00

Also fits to various Plettac and Hünnebeck systems.



Back guardrail/Longitudinal tube

Comes with holes to enable attachment using gravity locks. Mounting of the multi-piece side protection in just a few seconds. Suitable for all scaffolding systems with logical modular dimensions and gravity locks for guardrails. Tip: back guardrail 2.00 m, attached using diagonal gravity locks, tightly (high tensile strength) connects two vertical frames fitted one above the other.

Info	H/L x B (m)	kg	Pack	Part No.	€/each
Tube-Ø 38 mm	0.65	1.40	100	00691	12.00
Tube-Ø 38 mm	1.00	2.20	100	00693	13.00
Tube-Ø 38 mm	1.50	3.00	100	00694	14.00
Tube-Ø 38 mm	2.00	3.80	100	00695	15.00
Tube-Ø 38 mm	2.50	4.60	100	00696	16.00
Tube-Ø 38 mm	3.00	6.60	100	00697	17.00
Tube-Ø 42,4 mm	4.00	8.80	100	00698	32.00

Assembly guardrail post

For the safety of your scaffold erectors. Assembly aid when building-up the scaffolding for the attachment of fall protection at the respective uppermost level of the scaffolding without having to enter this area. Attachment is screw-free and fitting simple, without any interruption to the assembly rhythm. 2 pieces are required at all times.

Info	H/L x B (m)	kg	Pack	Part No.	€/each
	2.20	7.60		05510	85.50

Pre-mounted side protection for safe accessing of the working level. In combination with the preceding aluminium assembly guardrail (Art. No. 05514).




Assembly guardrail, telescopic

Used together with the assembly guardrail post. Adjustment range from 2.05 m to 3.75 m. Irrespective of how quickly you assemble the scaffolding, your safety is always there before you.

Info	H/L x B (m)	kg	Pack	Part No.	€/each
	3.40	3.30		05514	179.50

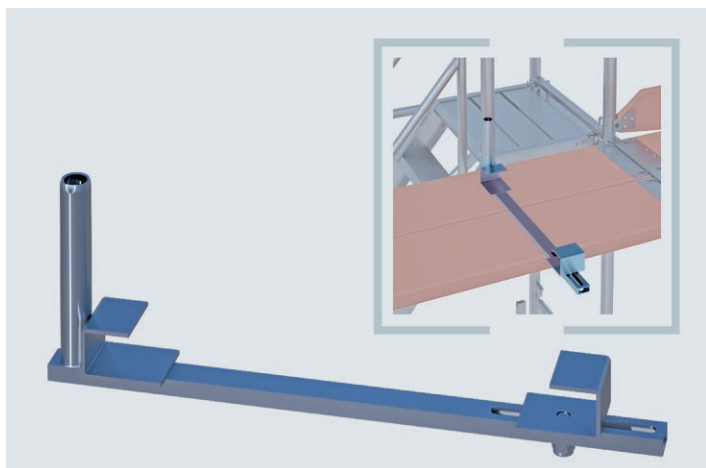




Inner guardrail holder for vertical frames

Comes with two gravity locks for attaching back guardrails as inner protection.

Info	H/L x B (m)	kg	Pack	Part No.	€/each
	0.56 x 0.06	2.40		07135	27.00



Guardrail holder for decks

For fitting guardrail posts on scaffold decking at any side outside the modular dimensions. Particularly suitable for the uppermost level in the case of stair towers and for scaffold inner corners.

Appropriate for wooden planks with an installation height of max. 48 mm. Not suitable for steel decks or aluminium ladder frames.


Info	H/L x B (m)	kg	Pack	Part No.	€/each
	0.65	3.00		00687	37.50



Front guardrail, double

For the multi-piece side protection at the front of the scaffolding. One side is slid over the gravity lock on the vertical frame, the other side is firmly fastened with the integrated semi-coupler.

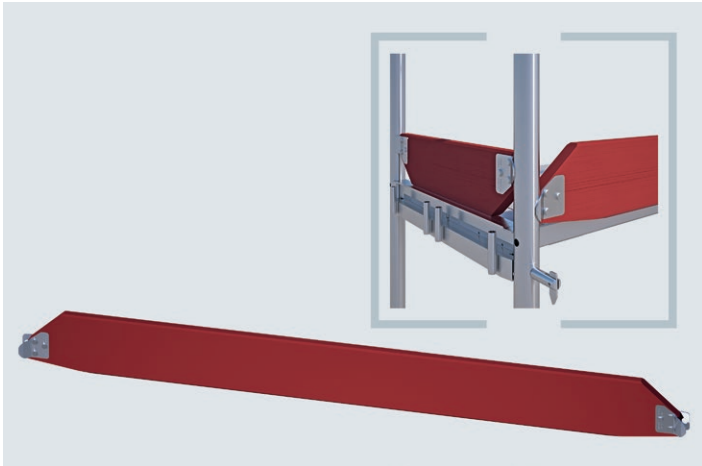
Info	H/L x B (m)	kg	Pack	Part No.	€/each
AF 19	0.65	3.00	25	01543_19	24.50
AF 22	0.65	3.00	25	01543_22	24.50



Front guardrail 1.00 m, double

For the multi-piece side protection at the front of the scaffolding. One side is slid over the gravity lock on the vertical frame, the other side is firmly fastened with the integrated semi-coupler.

Info	H/L x B (m)	kg	Pack	Part No.	€/each
AF 19	1.00	4.00	25	01557_19	27.50
AF 22	1.00	4.00	25	01557_22	27.50



Toe board

Prevents objects such as tools and building material from unintentionally falling from the scaffold. It is fitted parallel to the decking or inserted between the vertical frames at the front end. Impregnated wood with exchangeable metal fittings.

Info	H/L x B (m)	kg	Pack	Part No.	€/each
	0.65 x 0.15	2.00	84	01058	12.40
	1.00 x 0.15	2.50	84	01059	13.90
	1.50 x 0.17	3.80	84	01061	15.00
	2.00 x 0.17	5.00	84	01062	17.00
	2.50 x 0.17	6.30	84	01063	18.00
	3.00 x 0.17	7.30	84	01064	20.00
	4.00 x 0.17	10.00	84	01065	26.70

Embossing possible

SMART DETAILS



Individualisation – Simply pick the RAL colour that best suits your company.

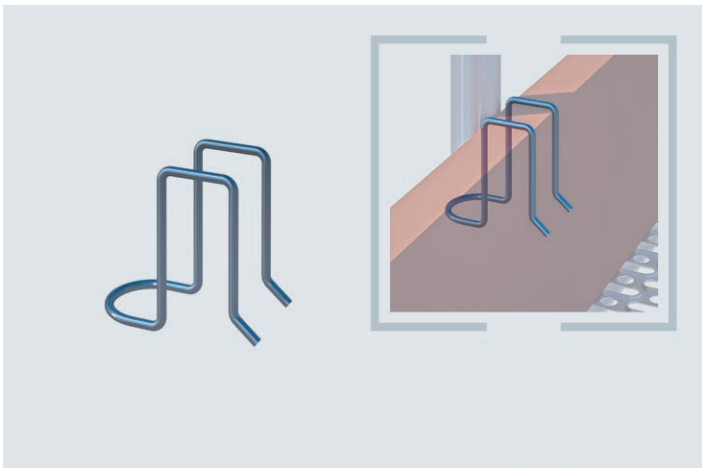


Imprint – Ensure promotional impact by imprinting your logo, telephone number, website or other advertising texts.



Stickers – That something special! There is almost no limit to the message you can get across. The dimensions of the stickers can be individually determined.

We would be delighted to make you an individual offer in this respect!




Toe board clamp

Robust steel wire, hot-galvanised, for holding the toe boards in tube and coupler scaffolds as well as for attaching scaffold boards in protective scaffolds (safety barrier for roofers).

H/L x B (m)	kg	Pack	Part No.	for order volume of: €/each					
1.35	0.10	100	00376	1:	1.86	100:	1.68	500:	1.49

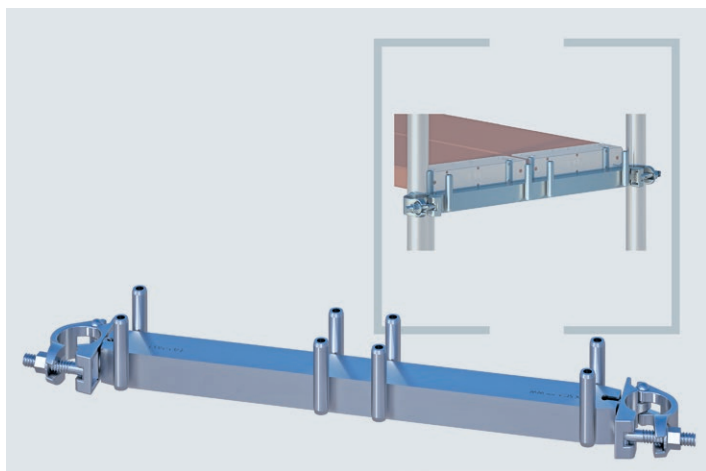
SNP



Base transom

For the lower diagonal attachment at the foot of the scaffolding. It is slid over the base jacks and thereby aligns them precisely to the width of the scaffolding, similar to an assembly aid.

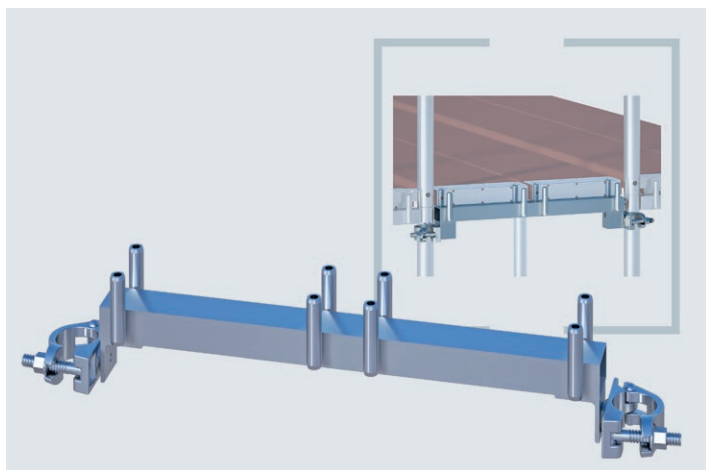
Info	H/L x B (m)	kg	Pack	Part No.	€/each
	0.65	1.50	100	00662	14.50
	1.00	2.00	100	00664	16.10



Intermediate transom

For intermediate decked levels e.g. in the case of scaffold offsets in the longitudinal direction. Continuous height adjustment thanks to the welded-on scaffold couplers. Available for two or three plank-decking. Also suitable for bridging together with lattice girders.

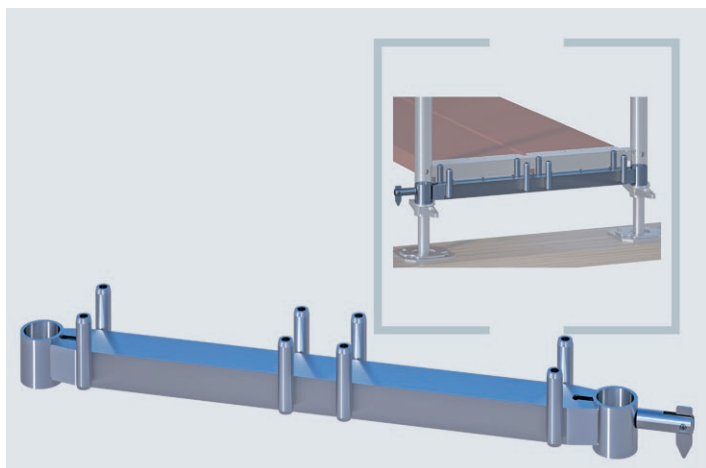
Info	H/L x B (m)	kg	Pack	Part No.	€/each
AF 19	0.65	3.50	50	00681_19	35.30
AF 22	0.65	3.50	50	00681_22	35.30
AF 19	1.00	5.20	50	00682_19	48.20
AF 22	1.00	5.20	50	00682_22	48.20



Platform transom

For the assembly of large-sized scaffold platforms or birdcage scaffolds out of individual scaffold sections of any length and width. Affixed between two vertical frames by means of scaffold couplers, it extends the working area modularly by either two or three deck widths.

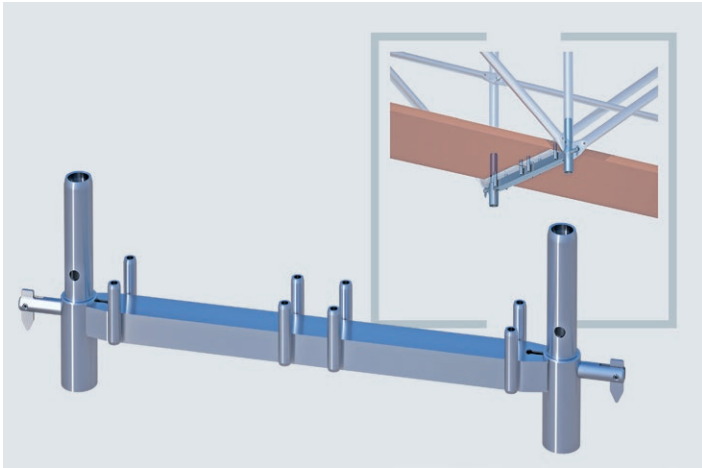
Info	H/L x B (m)	kg	Pack	Part No.	€/each
AF 19	0.65	4.10		07101_19	38.20
AF 22	0.65	4.10		07101_22	38.20
AF 19	1.00	5.40		07102_19	48.90
AF 22	1.00	5.40		07102_22	48.90



Decking transom

For use in the ascent bay or in combination with spacer tubes. Suitable for assembling the lowermost scaffold level when compensating for very uneven surfaces or in the case of e.g. cellar stairways. Comes with gravity lock for the attachment of the diagonals.

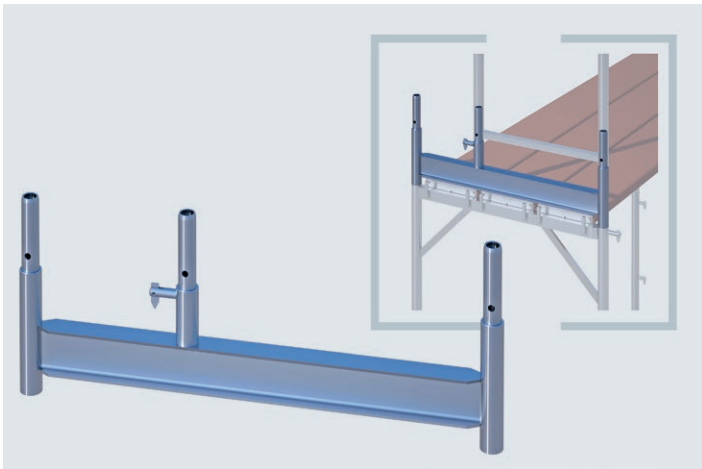
Info	H/L x B (m)	kg	Pack	Part No.	€/each
AF 19	0.65	3.00	100	00670_19	31.30
AF 22	0.65	3.00	100	00670_22	31.30
AF 19	1.00	4.50	75	00672_19	41.50
AF 22	1.00	4.50	75	00672_22	41.50



Overhead transom

For 2 or 3 decks. Is used together with diagonals. Enables bridging over a span width of up to 6.00 m e.g. for gate entrances and crossings with public traffic. Can also be used for front-end scaffold extensions up to 3.00 m.

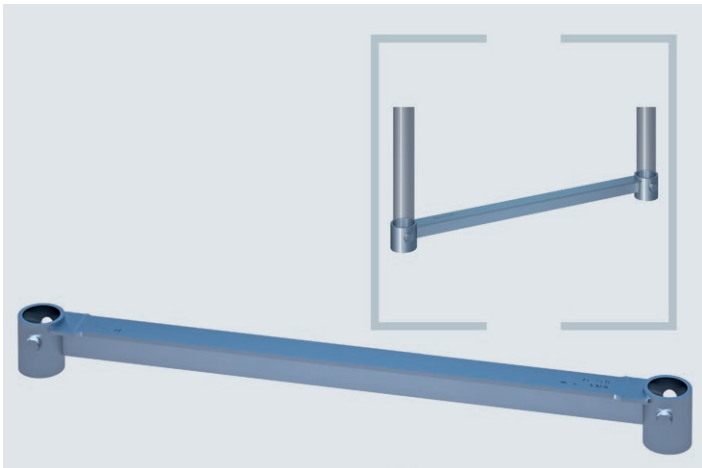
Info	H/L x B (m)	kg	Pack	Part No.	€/each
	0.65	4.00	50	00684	39.40 ①
	1.00	6.00	50	00685	51.80 ①



Crossover transom

For the changeover from SUPER 100 to SUPER 65. Allows individual modification of the scaffolding to fit the building structure.

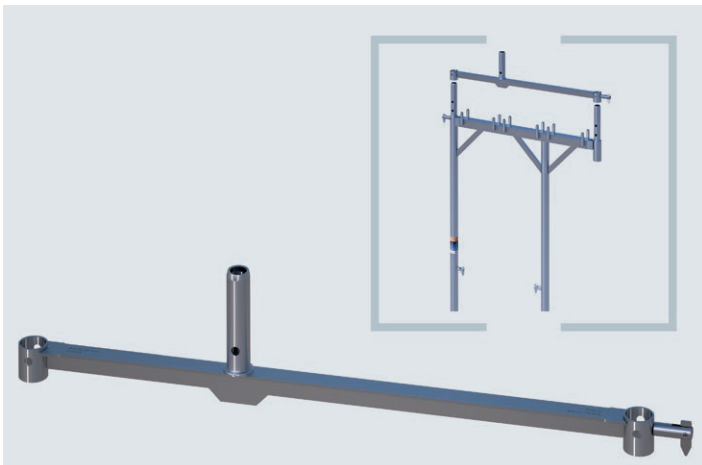
Info	H/L x B (m)	kg	Pack	Part No.	€/each
	1.00	13.50	10	00600	105.00 ①



Repair transom for vertical frame

A substitute for the missing T-profile below. The repair transom is simply inserted and affixed using the machine bolts supplied (wrench size 19). By fitting the repair transom, the open vertical frame regains its full statical values.

Info	H/L x B (m)	kg	Pack	Part No.	€/each
	0.65	1.50		01540	13.90
	1.00	2.00		01555	16.90

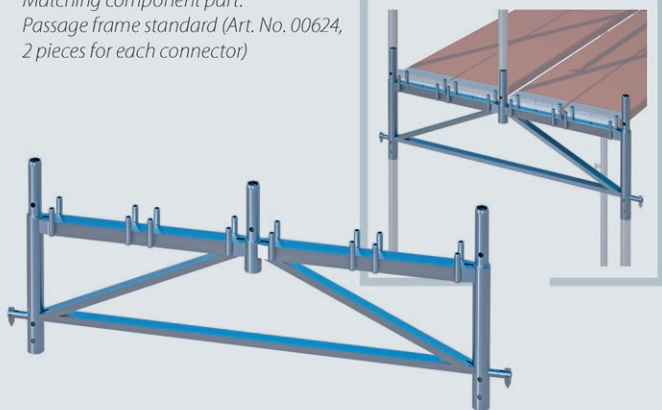


Transom for bracket frame

The transom is fitted to the bracket frame or SUPER 100 vertical frame. It serves as a deck retainer and with its tube connector is suitable for the attachment of SUPER 65 vertical frames.

Info	H/L x B (m)	kg	Pack	Part No.	€/each
	1.00	2.50		01537	41.00

Matching component part:
 Passage frame standard (Art. No. 00624,
 2 pieces for each connector)

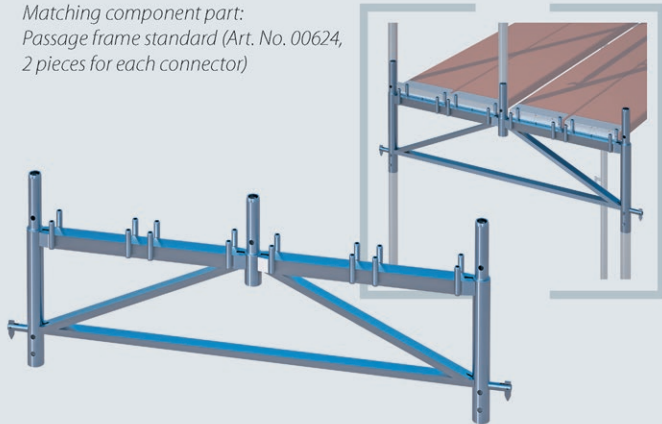


Passage frame connector

Enables safe and smooth-flowing public traffic below the scaffolding and ensures more or less unrestricted access to the entrances of buildings or businesses and free views of the shop windows. Large dimensions of 1.35 m (= 4 deck widths) or 1.65 m (= 5 deck widths) to even handle high numbers of pedestrians. Normal fitting (as standard) on two passage frames standards.

Info	H/L x B (m)	kg	Pack	Part No.	€/each
	1.35	14.20	15	00627	112.50

Matching component part:
 Passage frame standard (Art. No. 00624,
 2 pieces for each connector)



Passage frame connector

Enables safe and smooth-flowing public traffic below the scaffolding and ensures more or less unrestricted access to the entrances of buildings or businesses and free views of the shop windows. Large dimensions of 1.35 m (= 4 deck widths) or 1.65 m (= 5 deck widths) to even handle high numbers of pedestrians. Normal fitting (as standard) on two passage frames standards.

Info	H/L x B (m)	kg	Pack	Part No.	€/each
	1.65	17.60	15	00630	131.50

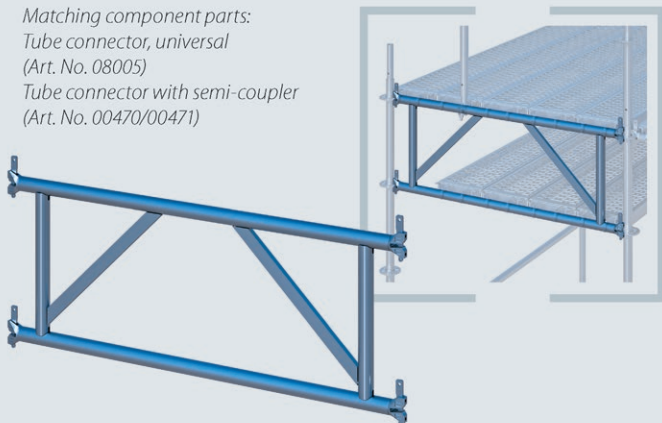
Passage frame standard

Each comes with 2 machine bolts M12 x 65, suitable for passage frame connector.

2 pieces are necessary for each connector.

Info	H/L x B (m)	kg	Pack	Part No.	€/each
	2.00	8.20	50	00624	36.00

Matching component parts:
 Tube connector, universal
 (Art. No. 08005)
 Tube connector with semi-coupler
 (Art. No. 00470/00471)




System girder

Applications e.g. pedestrian tunnels. Width and position of the scaffold structure variable. Decks can be fitted to upper or lower chord. Enhanced safety for pedestrians thanks to second decking level. Possible to use as a system girder in metric dimension. Widths: 1.50 m and 2.00 m. Variable lengths for rising frame or modular scaffolding – 07 dimension also possible.

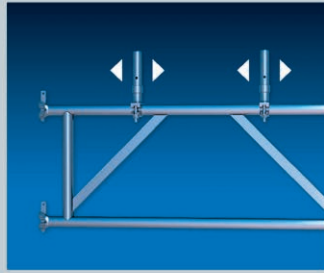
Info	H/L x B (m)	kg	Pack	Part No.	€/each
	1.50 x 0.50	17.60	10	E04RS1223	109.50
	2.00 x 0.50	24.80	10	E04RS1224	137.00

NEW


SMART DETAILS



Combination – RINGSKAFF is the preferred choice whenever public passageways are required. Any frame or modular systems can be used for additional scaffolding structures.




Variable – The width and position of the scaffolding can be variably adjusted.



Inclined – Even structures on inclined surfaces can be easily accomplished.



SMART CLIP



Matching component parts:
Hexagonal steel bolt M12 x 65, 8.8
(Art. No. 00888)
Locking pin connector (Art. No. 04662)

Tube connector, universal

With semi-round hook-up support. Used for double ledgers, system girders or lattice girders.

Info	H/L x B (m)	kg	Pack	Part No.	€/each
	0.27 x 0.04	0.97	20	08005	18.20 ①

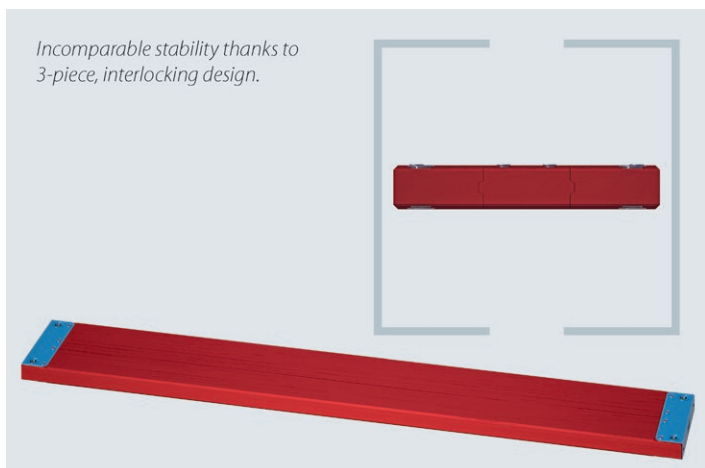
Support rail – RX metric

For the assembly of large-sized or birdcage scaffolds in combination with SUPER decks or ladder frames. Is screw-fastened to lattice girders, tubes or modular ledgers. Enables large span widths without any inconvenient and disturbing standard structures below.

Info	H/L x B (m)	kg	Pack	Part No.	€/each
1 plank 0,29 m	0.35	2.70	50	00629	38.10 ①
2 planks 0,29 m	0.65	3.70	50	00628	41.00
3 planks 0,29 m	1.00	4.40	50	00622	45.00
4 Planks 0,29 m +1 plank 0,19 m	1.50	6.00	50	00625	64.00
5 planks 0,29 m +2 plank 0,19 m	2.00	7.60	50	00626	82.00
8 planks 0,29 m	2.50	9.40	50	00623	105.70

Please state AF

Incomparable stability thanks to 3-piece, interlocking design.



Wooden plank, 3-piece, interlocking and bonded

Robust and durable. Combine the features of the classic wooden plank with the benefits of the modern-day safety deck. Bonding of the individual sections – tongue and groove principle.

3.00 kN/m² load at 2.50 m length

2.00 kN/m² load at 3.00 m length


Info	H/L x B (m)	kg	Pack	Part No.	€/each
LC6	0.50 x 0.29	4.60	80	01136	28.50
LC6	0.65 x 0.29	5.60	80	01137	29.00
LC6	1.00 x 0.29	7.70	80	01138	33.00
LC6	1.50 x 0.29	10.80	80	01139	39.00
LC5	2.00 x 0.29	13.90	80	01140	46.00
LC4	2.50 x 0.29	16.00	80	01141	53.70
LC3	3.00 x 0.29	20.00	80	01142	59.80

Steel deck

The indestructible scaffold deck. Resistant to even the very highest physical demands. The perforated surface only allows a minimum amount of building and blasting material to collect.

Hot-galvanised for long-term resistance to corrosion, optimal stackability.

Approved for catch and roof safety systems as per DIN 4420.



Info	H/L x B (m)	kg	Pack	Part No.	€/each
LC6	0.65 x 0.29	4.90	80	04545	45.50
LC6	1.00 x 0.29	8.00	80	04546	52.00
LC6	1.50 x 0.29	11.20	80	04547	57.50
LC6	2.00 x 0.29	15.00	80	04548	65.80
LC6	2.50 x 0.29	18.00	80	04549	72.90
LC4	3.00 x 0.29	21.00	80	04550	84.50

Aluminium plank with aluminium head section


Extremely robust version, can be used on both sides, high load-bearing capacity and anti-slip surface, low degree of sag.

Installation height: 48 mm

6.00 kN/m² load at 2.50 m length

3.00 kN/m² load at 3.00 m length

2.00 kN/m² load at 4.00 m length



Info	H/L x B (m)	kg	Pack	Part No.	€/each
LC6	1.00 x 0.29	4.00	80	05181	64.00
LC6	1.50 x 0.29	5.80	80	05182	81.50
LC6	2.00 x 0.29	7.60	80	05183	98.50
LC6	2.50 x 0.29	9.50	80	05184	117.90
LC4	3.00 x 0.29	11.30	80	05185	132.20
LC3	4.00 x 0.29	15.00	80	05186	169.00

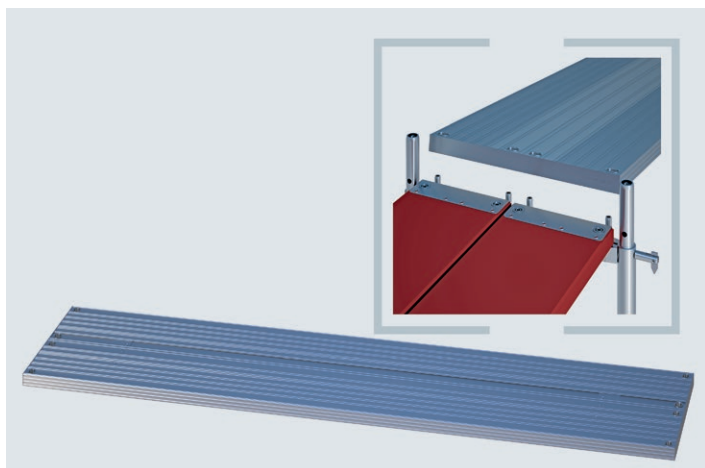
Aluminium floor panel with aluminium head section

Extremely robust version, can be used on both sides, high load-bearing capacity and anti-slip surface, low degree of sag.

Installation height: 48 mm

6.00 kN/m² load at 2.50 m length

3.00 kN/m² load at 3.00 m length



Info	H/L x B (m)	kg	Pack	Part No.	€/each
LC6	1.50 x 0.59	10.40	40	05110	118.00
LC6	2.00 x 0.59	13.70	40	05111	149.00
LC4	2.50 x 0.59	17.00	40	05112	175.00
LC4	3.00 x 0.59	20.30	40	05113	209.00

**Deck connector**

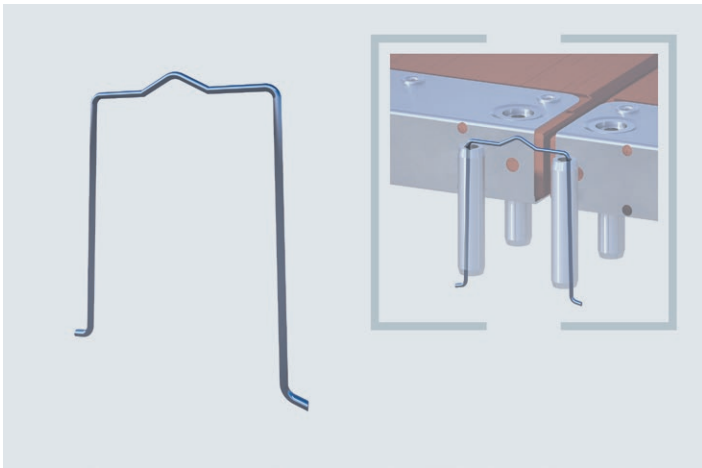
To connect 2 aluminium decks (f. 48 mm). Only necessary at 4 m.

Info	H/L x B (m)	kg	Pack	Part No.	€/each
		0.10		04721	12.00

**Key for deck connector**

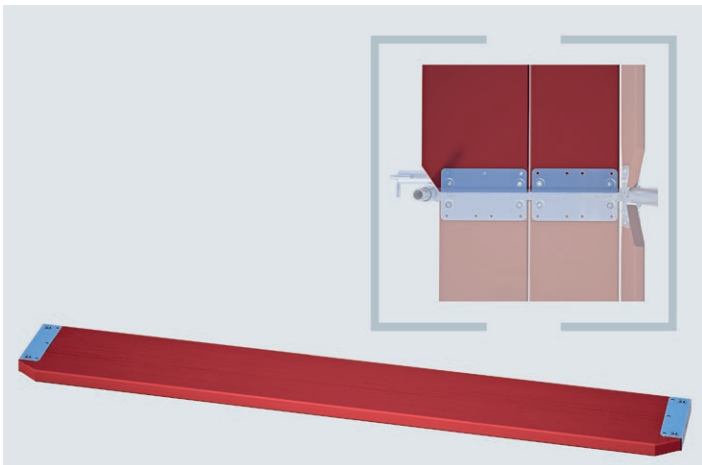
For simple fitting of the deck connector.

Info	H/L x B (m)	kg	Pack	Part No.	€/each
		0.10		00873	8.00

**Retaining spring**

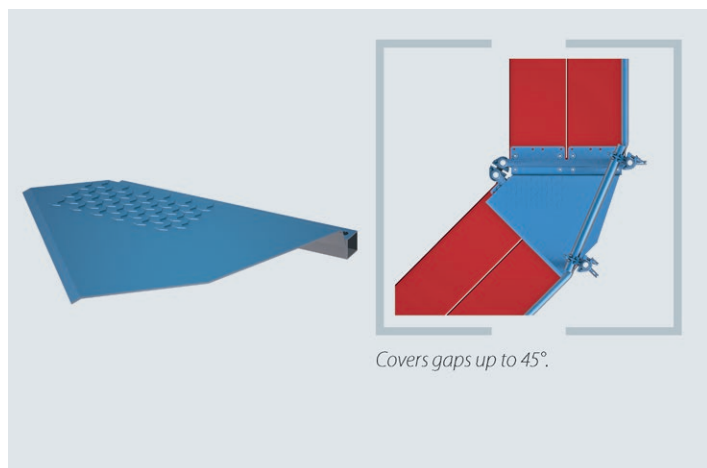
Robust steel wire, hot-galvanised, to secure the decks and ladder frames in the uppermost level or when cantilever brackets, coupler brackets, platform scaffolds or stair brackets are used.

Info	H/L x B (m)	kg	Pack	Part No.	€/each
		0.01	1500	04552	0.65

**Wooden bracket plank, 3-piece, interlocking and bonded**

Measured from the outer edge of the decking, the distance of the scaffolding to the wall may only be 30 cm maximum. In everyday applications, the reduction of the wall clearance by 6-7 cm due to the protruding frame standards is inconvenient. By using bracket decks, the distance to the wall in the area of the standards is optimised to 30 cm. That saves component parts.

Info	H/L x B (m)	kg	Pack	Part No.	€/each
LC3	1.00 x 0.35	8.90		01129	34.00
LC3	1.50 x 0.35	13.50		01130	48.00
LC3	2.00 x 0.35	15.40		01131	56.50
LC3	2.50 x 0.35	21.90		01132	65.90

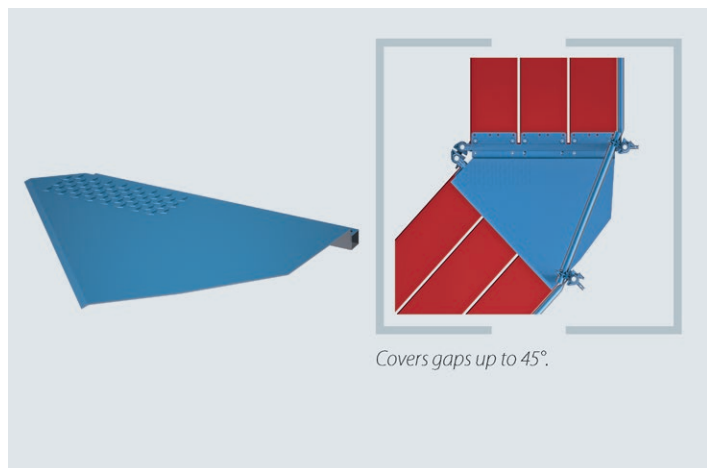


Corner deck, flexible 2-plank

The corner deck bridges the gap at the joint between scaffold sections not in alignment with one another (offset) – up to an angle of 45°. In this way the scaffolding can be better adapted to fit to the building structure.

Info	H/L x B (m)	kg	Pack	Part No.	€/each
	0.65	7.40	10	00678	54.00

NEW

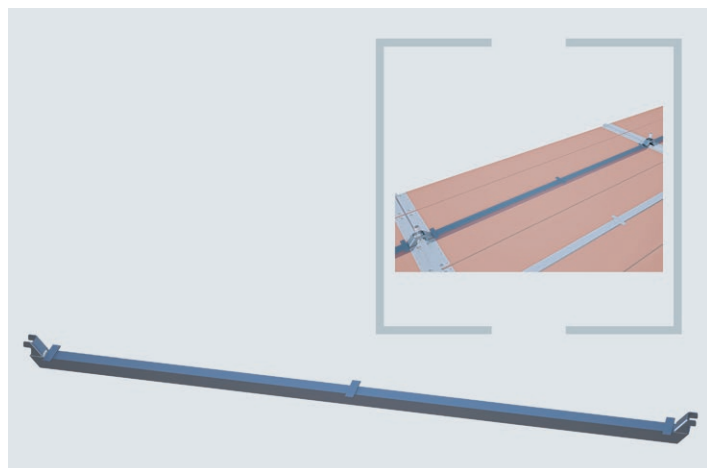


Corner deck, flexible 3-plank

The corner deck bridges the gap at the joint between scaffold sections not in alignment with one another (offset) – up to an angle of 45°. In this way the scaffolding can be better adapted to fit to the building structure.

Info	H/L x B (m)	kg	Pack	Part No.	€/each
	1.00	15.20	10	00679	98.00


NEW



Gap cover Super 65/100

The gap cover can be used in SUPER 65/100 either with or without brackets. The cover is not required for 1-plank brackets without supports. Another possible application is the use of the cover to extend the width of the decked surface up to the outer edge of the frame standards. As a result, the fitting of brackets is not necessary in some cases.

Info	H/L x B (m)	kg	Pack	Part No.	€/each
	0.65	1.80		04943	23.80 ①
	1.00	2.60		04944	27.30 ①
	1.50	3.70		04945	31.70 ①
	2.00	5.30		04946	35.60 ①
	2.50	6.50		04947	39.60 ①
	3.00	7.60		04948	43.00 ①



Matching component part:
Retaining spring (Art. No. 05607)
Spare part: Anti-slip PVC strip, 30 cm
(Art. No. 05612)

Steel deck – system-independent

The alternative to system-independent scaffold boards. Robust, durable and resilient both against mechanical loads as well as chemical or weather-related influences. The ideal solution when fire protection requirements are particularly demanding. Perforated anti-slip surface. Firmly integrated anti-slip section ensures a secure fit on scaffold tubes and ledgers.


H/L x B (m)	kg	Pack	Part No.	for order volume of: €/each		
1.00 x 0.19	4.60	80	05622	1: 33.20	50: 23.00	200: 21.50
1.50 x 0.19	6.40	80	05623	1: 39.20	50: 26.95	200: 25.20
2.00 x 0.19	8.60	80	05624	1: 45.30	50: 31.00	200: 29.00
2.50 x 0.19	13.60	80	05625	1: 58.00	50: 38.80	200: 36.50
3.00 x 0.19	16.20	80	05636	1: 67.00	50: 48.60	200: 46.00
1.00 x 0.26	5.40	80	05608	1: 34.20	50: 24.00	200: 22.50
1.50 x 0.26	7.80	80	05609	1: 39.90	50: 27.70	200: 25.90
2.00 x 0.26	10.20	80	05610	1: 45.80	50: 31.50	200: 29.50
2.50 x 0.26	16.00	80	05611	1: 59.60	50: 39.80	200: 37.50
3.00 x 0.26	19.60	80	05606	1: 68.50	50: 49.60	200: 47.00
1.00 x 0.30	5.80	80	05612	1: 34.20	50: 24.00	200: 22.50
1.50 x 0.30	8.40	80	05613	1: 39.90	50: 27.70	200: 25.90
2.00 x 0.30	11.00	80	05614	1: 45.80	50: 31.50	200: 29.50
2.50 x 0.30	17.60	80	05617	1: 59.60	50: 39.80	200: 37.50
3.00 x 0.30	21.20	80	05628	1: 68.50	50: 49.60	200: 47.00

SNP

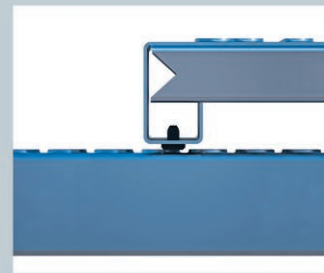
SMART DETAILS



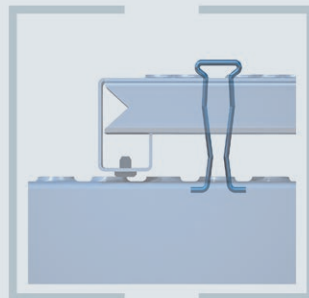
Industry – The stable yet light steel deck allows support widths of up to 2.70 m. Ideal for industrial applications where certain material types e.g. wood cannot be used.



Anti-slip – In comparison to wood or steel decks, the integrated plastic strip ensures a secure hold on the supporting structure.



Secure – When scaffolding is installed inside buildings, additional securing of the decks is frequently unnecessary.

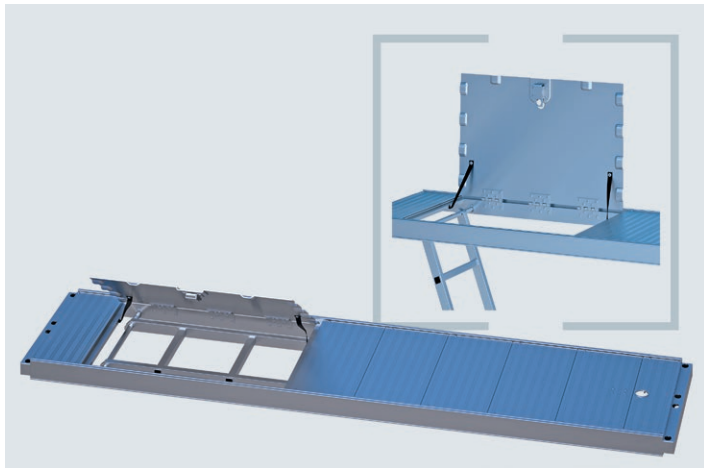


Retaining spring for system-independent steel decks

Robust steel wire, hot-galvanised, to secure the system-independent steel decks against lift.

H/L x B (m)	kg	Pack	Part No.	for order volume of: €/each		
0.06 x 0.01	0.01	250	05607	1: 0.39	100: 0.30	500: 0.26

SNP



Aluminium ladder frame - robust with integrated ladder, entirely out of aluminium

Hatch out of support-optimised, anti-slip aluminium plate with 3 hinges, 2 retaining straps. Traffic areas made from extruded, hollow aluminium profiles. High-quality stamped/pressed connections ensure optimum fit of the individual profiles. Ergonomic design of the profiles to ensure optimum handling; new type of safety latch; full stacking-compatibility with the classic ladder frame. 3.00 kN/m² load at 2.50 m length
 2.00 kN/m² load at 3.00 m length

Info	H/L x B (m)	kg	Pack	Part No.	€/each
LC4	2.50 x 0.60	23.50	13	04741	309.00
LC3	3.00 x 0.60	26.00	13	04742	339.00

NEW

SMART DETAILS



Uncompromisingly stable – Three resilient hinges with durable rivets ensure dependable access even when under maximum load.


Uncompromisingly safe – The hatch out of chequer plate does not close of its own accord. Two retaining straps ensure a secure hold.



Uncompromisingly clever – The wide and tapered design of the latch protects the ladder frame against damage.



SMART CLIP

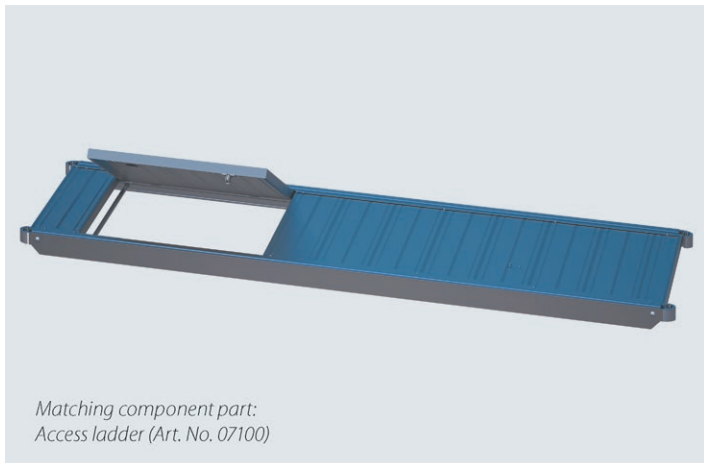


Aluminium ladder frame with integrated ladder, entirely out of aluminium

Extremely light and easy to fit. All components entirely out of aluminium, high-grade processing, for the highest demands. Special safety latches for the hatch and ladder ensure safe handling. Chequered surface offers enhanced anti-slip security.

3.00 kN/m² load at 2.50 m length
 2.00 kN/m² load at 3.00 m length

Info	H/L x B (m)	kg	Pack	Part No.	€/each
LC4	2.50 x 0.60	20.00	10	04727	309.00
LC3	3.00 x 0.60	24.50	10	04728	339.00




Matching component part:
 Access ladder (Art. No. 07100)

Aluminium ladder frame 2,00 m without ladder

Hatch out of support-optimised, anti-slip aluminium plate with 3 hinges, 2 retaining straps. Traffic areas made from extruded, hollow aluminium profiles. High-quality stamped/pressed connections ensure optimum fit of the individual profiles. Ergonomic design of the profiles to ensure optimum handling; new type of safety latch; full stacking-compatibility with the classic ladder frame.

Info	H/L x B (m)	kg	Pack	Part No.	€/each
LC4	2.00 x 0.60	26.20	10	04743	225.00

NEW




Steel ladder frame without ladder

Robust combination out of hot-galvanised steel and waterproof plywood surface.

3.00 kN/m² load at 2.50 m length

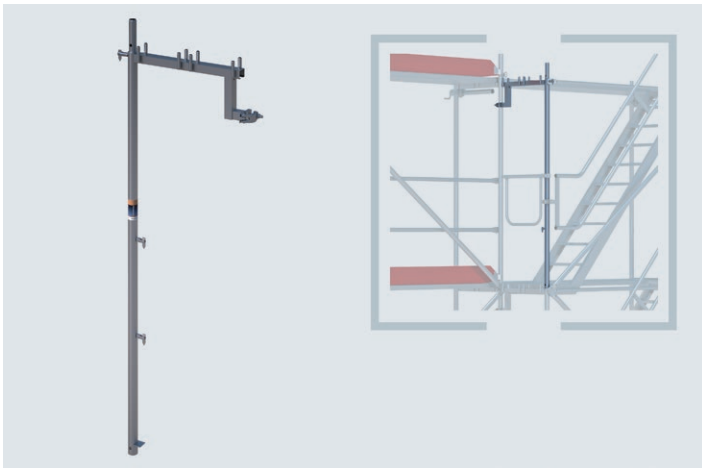
Info	H/L x B (m)	kg	Pack	Part No.	€/each
LC4	2.50 x 0.60	29.50	10	00666	198.50



Access ladder for 1 level

Is generally used with ladder frames without integrated ladder or at any place to bridge a normal scaffold level of 2.00 m. It may be removed when not in use for safety reasons or to prevent theft.

Info	H/L x B (m)	kg	Pack	Part No.	€/each
	2.16 x 0.40	9.40	20	07100	45.90

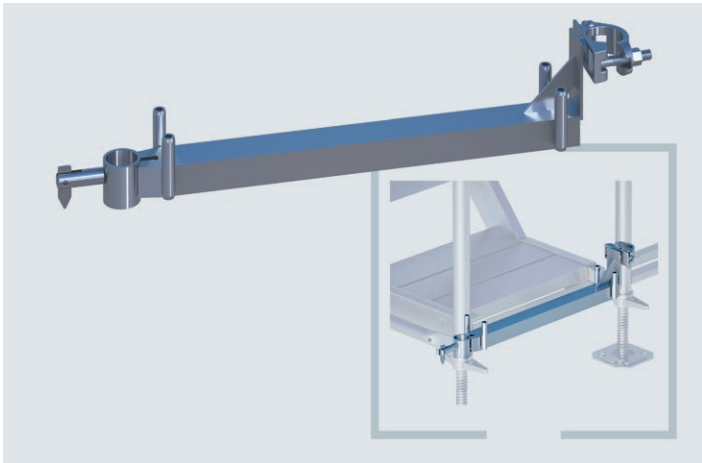


Stairway standard

The simple and flexible solution for the outer stairway ascent in combination with the aluminium stairway with platform.

Much reduced gap between the stairway platform and the scaffold decking, less space needed and considerable material savings are the main advantages compared with a stair tower with vertical frames. Also suitable for scaffold bays in façade recesses on passage frames. Stair exit possible over front-mounted bracket.


Info	H/L x B (m)	kg	Pack	Part No.	€/each
AF 19	2.00 x 0.65	11.60		06075_19	85.00
AF 22	2.00 x 0.65	11.60		06075_22	85.00



Lead-off adapter for stairway standard

2 pieces are necessary. Suitable for the assembly of stairway standards (Art. No. 06075) as a starter transom for the attachment of the first aluminium platform stairway (Art. No. 01039).

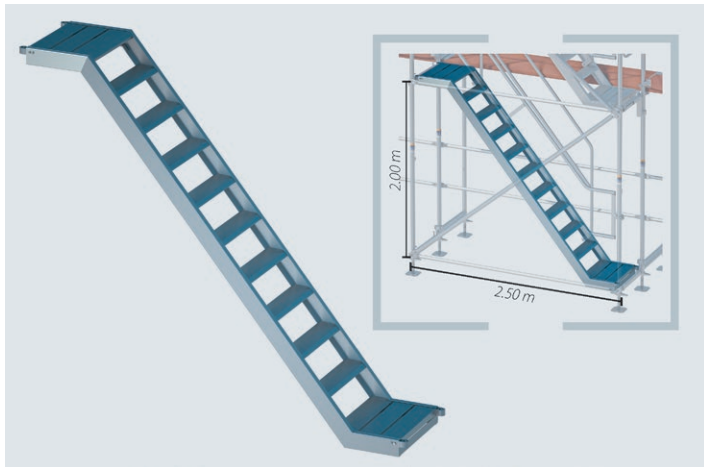
Info	H/L x B (m)	kg	Pack	Part No.	€/each
AF 19	0.65	3.20		06074_19	45.70
AF 22	0.65	3.20		06074_22	45.70



Aluminium stairway 1.00 with platform

A connecting or access stairway for scaffolds with 1.00 m height for the first level. Exit stairway for accessing the building.

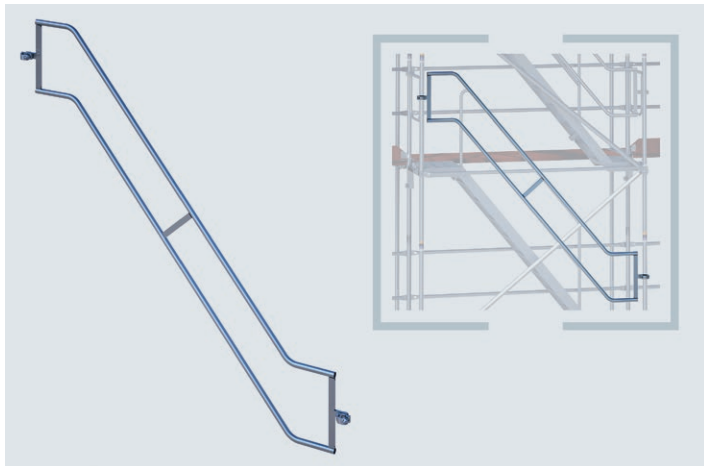
Info	H/L x B (m)	kg	Pack	Part No.	€/each
Bay height 1.00 m	1.50 x 0.60	10.20		01031	232.00



Aluminium stairway 2.00 with platform

For attachment to the stairway standards and vertical frames. A convenient outer ascent. Particularly suitable for mid-sized scaffold access and for transporting material into the uppermost scaffold levels. Regulation-conform scaffold accesses as per TRBS 2121. For bay lengths of 2.50 m and bay heights of 2.00 m Load-bearing capacity of up to 2.00 kN/m² as a scaffold stairway.

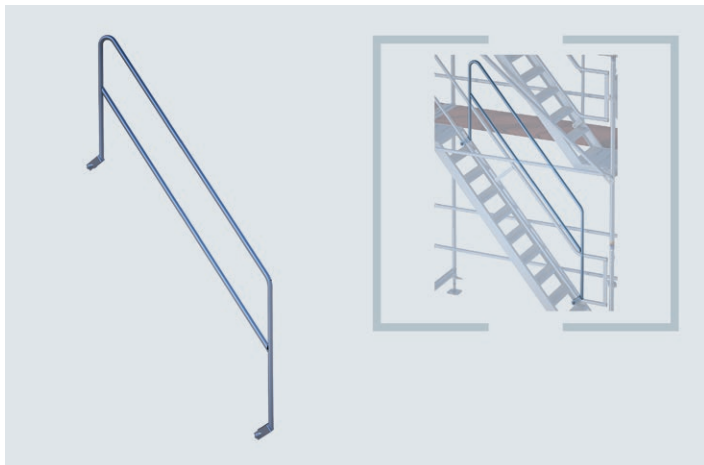
Info	H/L x B (m)	kg	Pack	Part No.	€/each
Bay height 2,00 m	2.50 x 0.60	20.00	10	01039	379.00



Outer handrail for aluminium stairway 2.00 m with platform

Steel handrail for aluminium stairway 2.00 m with platform. Attached using the integrated semi-couplers to the vertical tubes or modular standards. For bay lengths of 2.50 m.

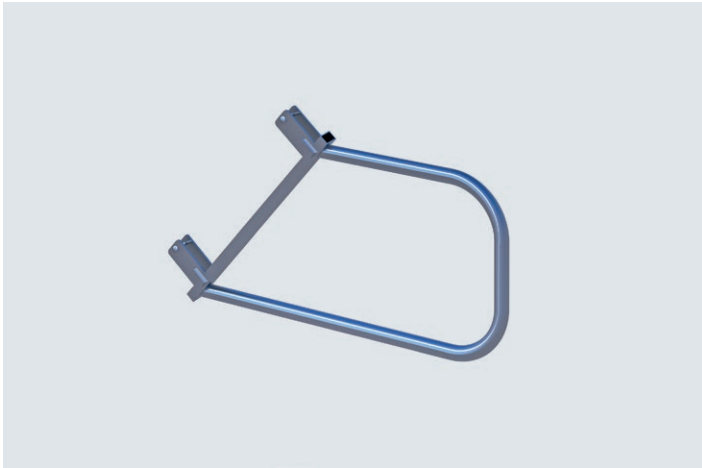
Info	H/L x B (m)	kg	Pack	Part No.	€/each
AF 19/RX,PC	3.45	16.00	25	01040_19	98.80
AF 22/RX,PC	3.45	16.00	25	01040_22	98.80



Inner handrail for aluminium stairway 2.00 m with platform

Steel handrail for aluminium stairway 2.00 m with platform. Attached to the stairway support using the clamping bracket with screw connection.

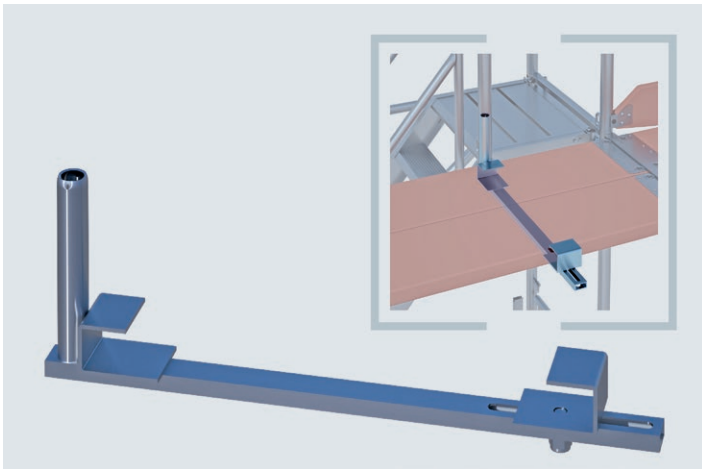
Info	H/L x B (m)	kg	Pack	Part No.	€/each
AF 19/RX,PC	2.15	12.40	25	01041_19	84.00
AF 22/RX,PC	2.15	12.40	25	01041_22	84.00



Aluminium stair guardrail

Is attached to the stairway support and is a substitute for the stairway inner handrail when stairs run unidirectional (parallel).

Info	H/L x B (m)	kg	Pack	Part No.	€/each
RX,PC,FS	0.60	3.00	10	01050	99.50

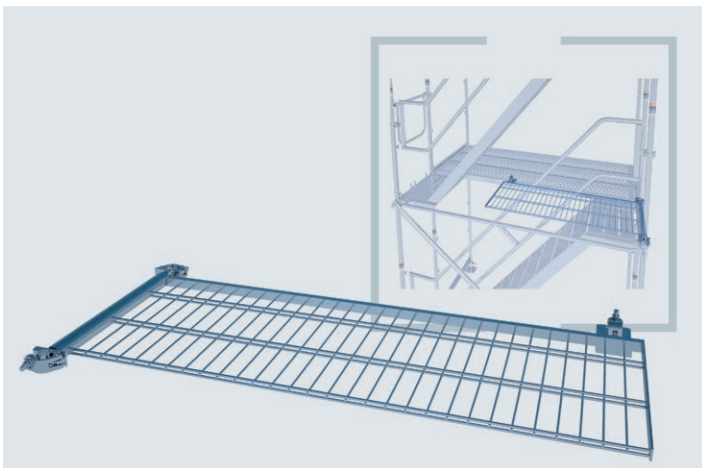


Guardrail holder for decks

For fitting guardrail posts on scaffold decking at any side outside the modular dimensions. Particularly suitable for the uppermost level in the case of stair towers and for scaffold inner corners.

Appropriate for wooden planks with an installation height of max. 48 mm. Not suitable for steel decks or aluminium ladder frames.

Info	H/L x B (m)	kg	Pack	Part No.	€/each
	0.65	3.00		00687	37.50




Access barrier for aluminium stairway 2.00 m with platform

Suitable for the façade scaffolding SUPER 0.65 m. The stairway entrance is simply made inaccessible for unauthorised persons. Screws and couplers are used for the fitting, opening and closing.


Info	H/L x B (m)	kg	Pack	Part No.	€/each
AF 19	1.50 x 0.65	16.40		07139_19	189.50
AF 22	1.50 x 0.65	16.40		07139_22	189.50

NEW


SMART DETAILS




Safe – Simple protection before accessing the 1st level by coupling to the vertical frame standards. It is also possible in combination with RUX stairway standards.



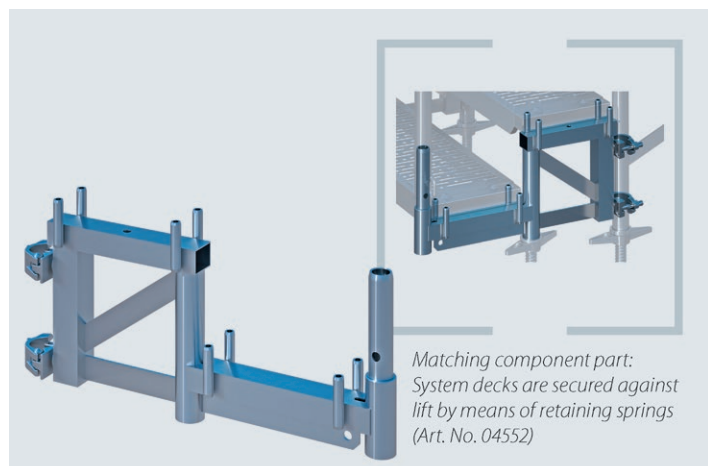
Screw connection – When in the closed and secured state, the screw connection on the steel deck ensures an inaccessible fixation of the scaffold access barrier.



Always fits – When in the open position, the scaffold access barrier does not disturb any work on or from the scaffolding.



SMART CLIP



Stair bracket lead-off adapter for system decks

For the DIN-conform fitting of temporary stairs, in particular for intermediate heights and to enable access to the scaffold.


The scaffold stairs are flexible in height and width. Stair widths of 0.65 m to 3.00 m can be constructed with the use of SUPER system decks. The extension steps are implemented with stair brackets. 2 lead-off adapters as well as 2 base jacks are required for each stairway. SUPER system decks are secured against lift by locking springs (Art. No. 04552).

Info	H/L x B (m)	kg	Pack	Part No.	€/each
AF 19	0.68 x 0.32	8.00	10	01941_19	69.20
AF 22	0.68 x 0.32	8.00	10	01941_22	69.20

SMART DETAILS



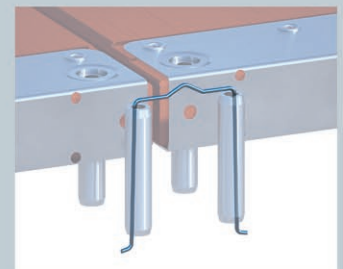
Flexible – This safe and convenient scaffold access allows step widths of between 0.65 m and 3.00 m and is an interesting alternative to system-independent solutions.



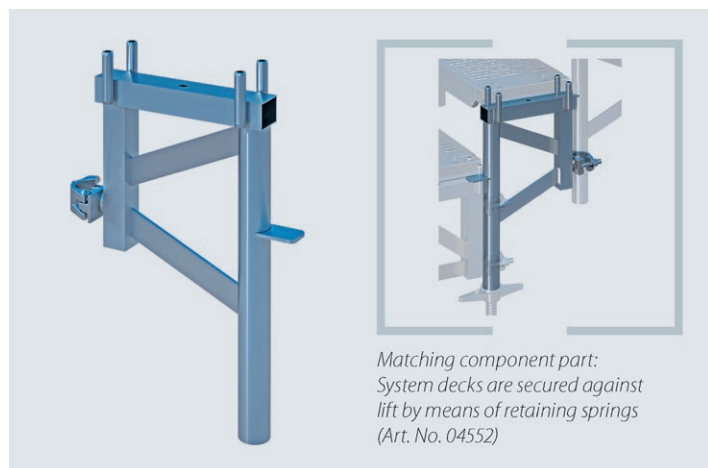
Matching component part – The lead-off adapter provides the ideal access and is correspondingly combined with stair brackets to match the height difference.



Alternative – We also offer the stair brackets and lead-off adapters for decks with tube hook-up (Art. Nos. 01943/01944)



Safe – Decks are secured against lift either by the integrated deck retainers or by retaining springs (Art. No. 04552) in the case of system decks.

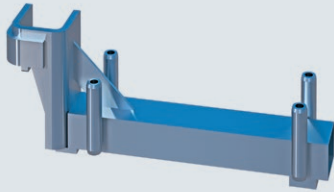


Stair bracket for system decks

Extension steps for the scaffold stairway are created with stair brackets for SUPER system decks. They are positioned on the lead-off adapters for the first extension step and they can be flexibly supplemented in height and width. Guardrails can be fitted using either tubes or diagonals. 2 stair brackets are needed for each extension step. SUPER system decks are secured against lift by locking springs (Art. No. 04552).

Info	H/L x B (m)	kg	Pack	Part No.	€/each
AF 19	0.30 x 0.48	5.00	50	01942_19	44.60
AF 22	0.30 x 0.48	5.00	50	01942_22	44.60

Matching component part:
Deck retainer (Art. No. 07110)



Suspension bracket SUPER 0.30 m for system decks


To widen the scaffold by 0.30 m to the wall side. Screw-free, self-aligning, rapid-fitting without couplers. Only possible to use on decked areas.

Info	H/L x B (m)	kg	Pack	Part No.	€/each
	0.30	2.20	250	07096	29.90

Suspension bracket 0.14 m for tube hook-up

To widen the scaffold by 0.14 m to the wall side. Screw-free, self-aligning, rapid-fitting without couplers. Only possible to use on decked areas.


Info	H/L x B (m)	kg	Pack	Part No.	€/each
	0.14	1.30	250	01871	29.90



Coupler bracket 0.30 without support

To widen a scaffold bay on the wall side by a deck width for an entire scaffold level or in the case of wall recesses for example. Attachment by means of the welded-on semi-couplers.

Info	H/L x B (m)	kg	Pack	Part No.	€/each
AF 19	0.30	2.80	100	00593_19	30.60
AF 22	0.30	2.80	100	00593_22	30.60

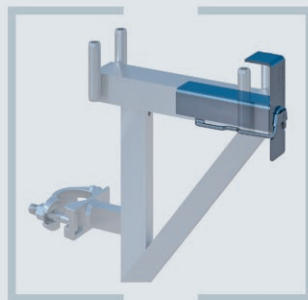



Matching component part:
Deck retainer (Art. No. 07110)

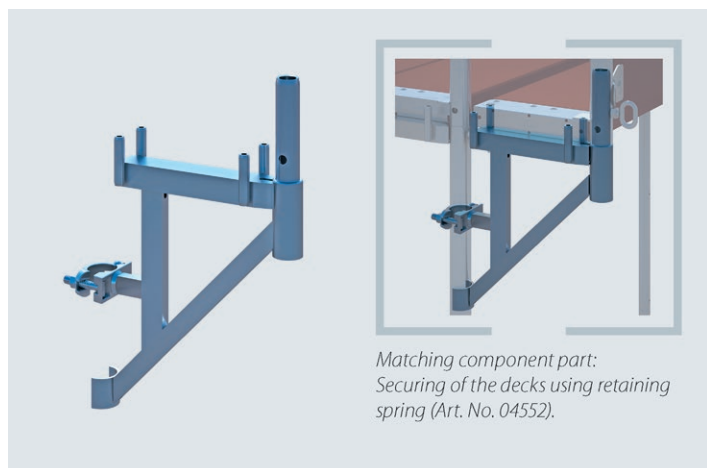
Deck lock

For suspension brackets and coupler brackets without supports. Undetachable thanks to spring fastener.

Info	H/L x B (m)	kg	Pack	Part No.	€/each
	0.15 x 0.13	0.40		07110	3.50 ①



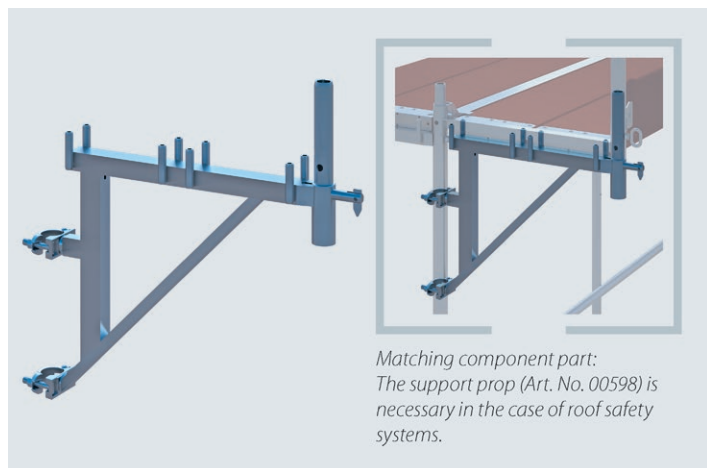
Suitable for suspension brackets (Art. Nos. 07096/00593), coupler brackets without support (Art. No. 00893) and cantilever brackets (Art. No. 00601).



Coupler bracket 0.30 with support

To widen a scaffold bay by one deck width at any position in the scaffold. Comes with supports for guardrail posts to enable fitting of the three-piece side protection.

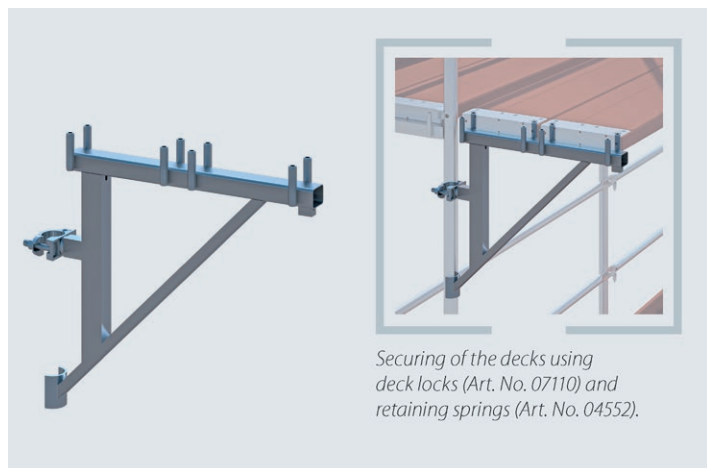
Info	H/L x B (m)	kg	Pack	Part No.	€/each
AF 19	0.30	4.40	80	00594_19	33.50
AF 22	0.30	4.40	80	00594_22	33.50



Cantilever bracket 2-deck with supports

To widen a scaffold bay by the double deck width or an entire scaffold level. Particularly suitable in the case of large recesses or façade protrusions. Designed in terms of dimensions to enable entirely offset scaffold bays to be constructed.

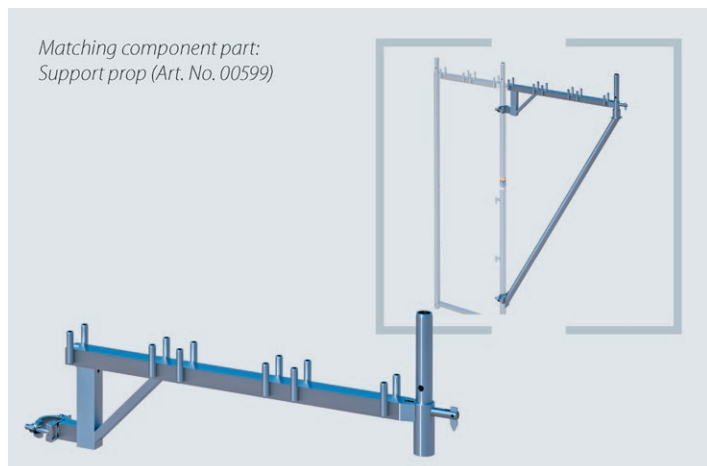
Info	H/L x B (m)	kg	Pack	Part No.	€/each
AF 19	0.65	7.20	25	00595_19	58.40
AF 22	0.65	7.20	25	00595_22	58.40



Cantilever bracket 2-deck without supports

To widen a scaffold bay on the wall side by two deck widths. Closes large gaps between the scaffolding and the wall for individual bays or even entire scaffold levels. Optimally suited for creating a larger working area.

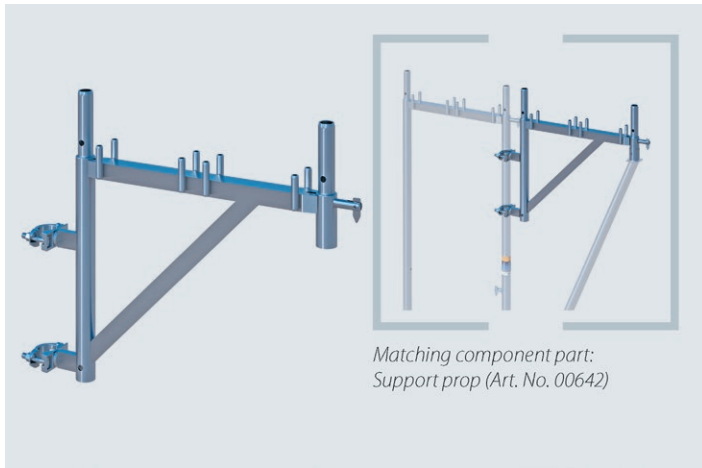
Info	H/L x B (m)	kg	Pack	Part No.	€/each
AF 19	0.65	7.00		00581_19	57.40
AF 22	0.65	7.00		00581_22	57.40



Cantilever bracket 3-deck with supports

The maximum for system-linked scaffold widening. Extends the working area by three deck widths in the longitudinal direction or by about 1.00 m at the front end. Attachment by means of the welded-on semi-couplers. A support prop (Art. No. 00599) needs to be fitted for statical reasons.

Info	H/L x B (m)	kg	Pack	Part No.	€/each
AF 19	1.00	15.00	10	00596_19	73.70
AF 22	1.00	15.00	10	00596_22	73.70

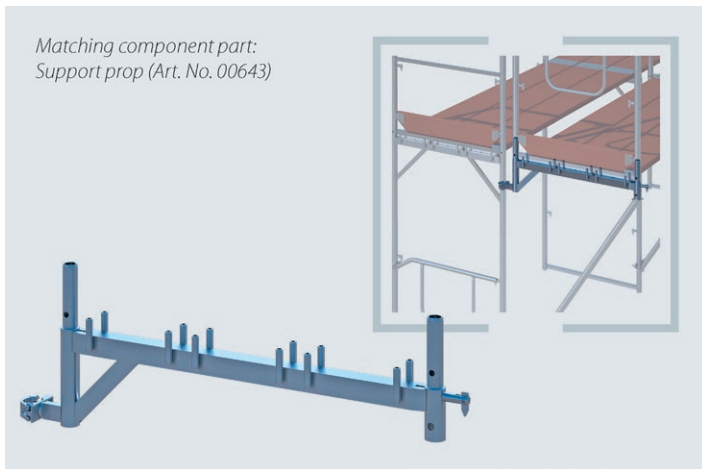


Frame bracket 2-deck

The frame bracket is used for scaffold offsets of one frame width and fitted with 2 couplers. Contrary to the cantilever bracket, the offset is not only possible at the decking height but at any height. This enables an optimum fitting of the scaffolding to the building structure.

2-deck version for the SUPER 65 vertical frame with gravity lock or lug connection.

Info	H/L x B (m)	kg	Pack	Part No.	€/each
AF 19	0.65	8.50	25	00640_19	73.00
AF 22	0.65	8.50	25	00640_22	73.00

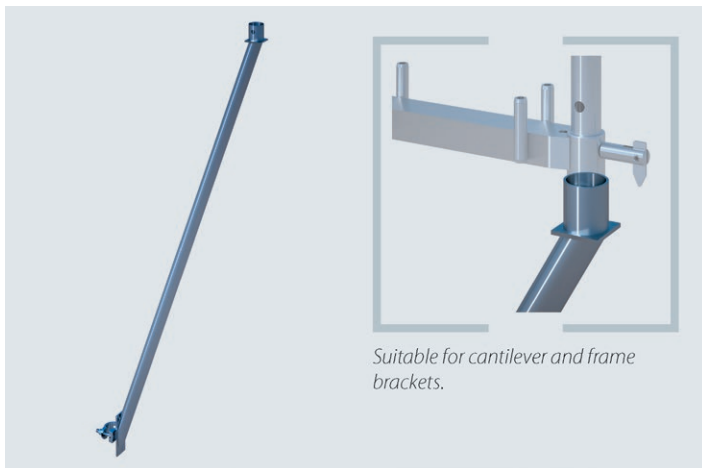


Frame bracket 3-deck

The frame bracket is used for scaffold offsets of one frame width and fitted with 2 couplers. Contrary to the cantilever bracket, the offset is not only possible at the decking height but at any height. This enables an optimum fitting of the scaffolding to the building structure.

3-deck version for the SUPER 100 vertical frame with gravity lock or lug connection.

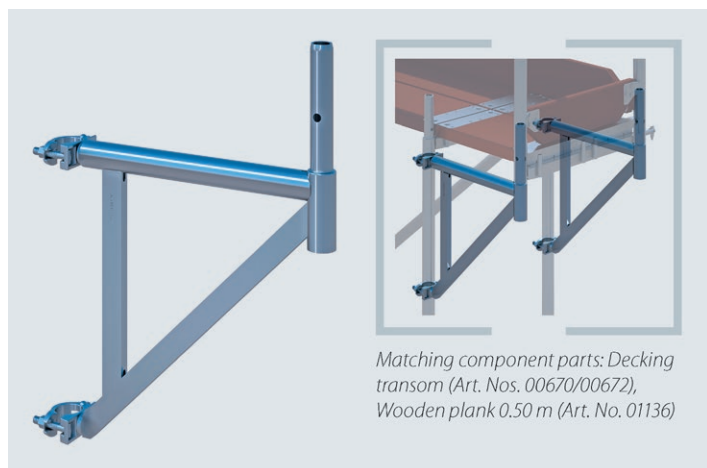
Info	H/L x B (m)	kg	Pack	Part No.	€/each
AF 19	1.00	10.00	25	00641_19	82.30
AF 22	1.00	10.00	25	00641_22	82.30



Support prop

For even more safety when using cantilever or frame brackets. Stabilises the entire overhang and diverts the vertical forces into the vertical frames. Enhances load-bearing capacity and the sense of security.

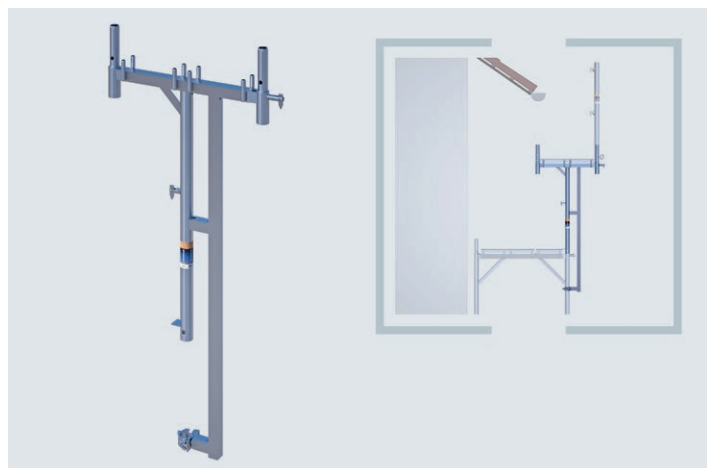
Info	H/L x B (m)	kg	Pack	Part No.	€/each
Cantilever bracket 2-deck AF 19		8.50	50	00598_19	37.90
Cantilever bracket 2-deck AF 22		8.50	50	00598_22	37.90
Cantilever bracket 3-deck AF 19		9.40	50	00599_19	38.10
Cantilever bracket 3-deck AF 22		9.40	50	00599_22	38.10
Frame bracket 2-deck AF 19		8.50	50	00642_19	37.90 ①
Frame bracket 2-deck AF 22		8.50	50	00642_22	37.90 ①
Frame bracket 3-deck AF 19		8.60	50	00643_19	38.10
Frame bracket 3-deck AF 22		8.60	50	00643_22	38.10



Extension bracket with supports 0.50 m

For the front-end extension of the scaffold bay by 0.50 m e.g. in the case of wall protrusions: in combination with system decks 0.50 m and decking transoms (Art. No. 00670/00672). It can similarly be used to shorten scaffold bays.

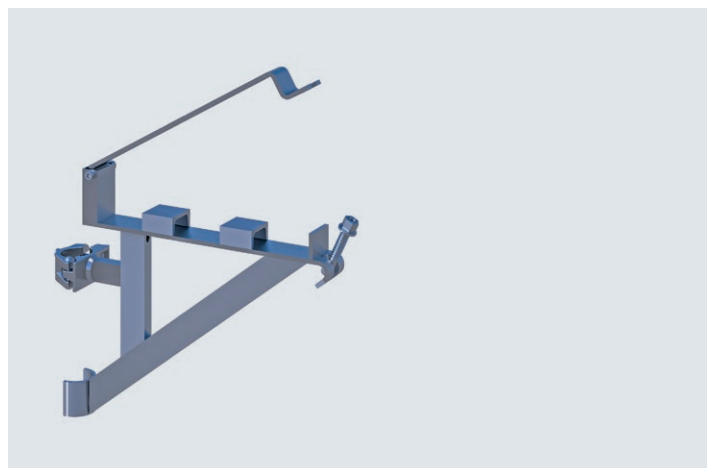
Info	H/L x B (m)	kg	Pack	Part No.	€/each
AF 19	0.50	5.00		00597_19	57.50
AF 22	0.50	5.00		00597_22	57.50



Roofers' bracket 0.65

Very economic system solution for simultaneous work on roofs and facades. On the one hand it allows undisturbed work up to the uppermost scaffold level while at the same time offering a roof safety system as per scaffold group 3.

Info	H/L x B (m)	kg	Pack	Part No.	€/each
AF 19	0.65	15.00		04846_19	124.00
AF 22	0.65	15.00		04846_22	124.00



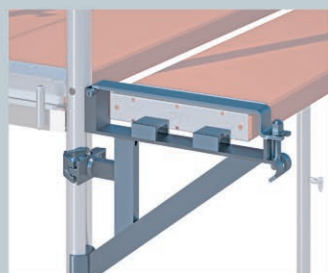
Corner bracket 1-deck, foldable

The system solution for scaffold corners and crossovers. Time-consuming fastening, angle grinding and sawing are all things of the past. Simply close the gaps with system elements from your portfolio.

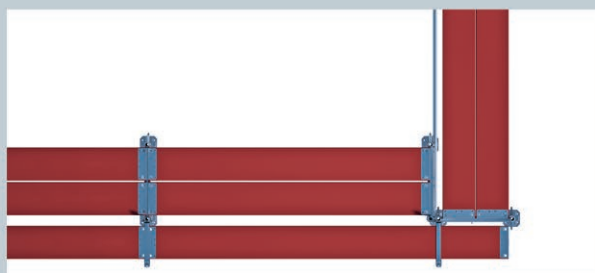
Info	H/L x B (m)	kg	Pack	Part No.	€/each
AF 19	0.33	4.90	10	07097_19	85.80
AF 22	0.33	4.90	10	07097_22	85.80

NEW

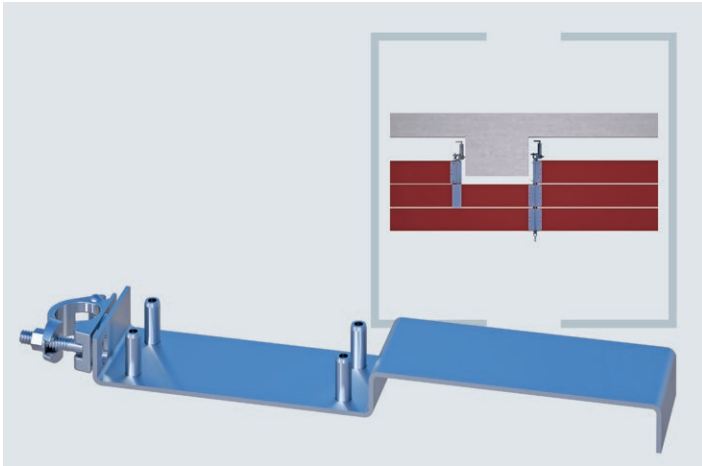
SMART DETAILS



Flexible – Fits for all RUX SUPER decks.



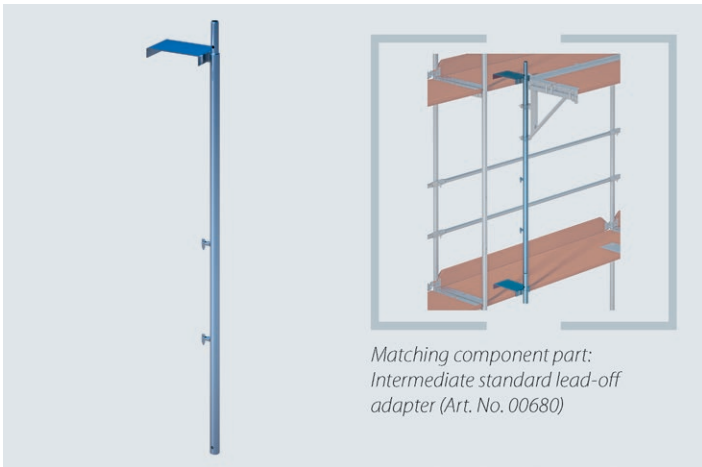
Clever – Gaps resulting from cornered structures are closed by applying correspondingly longer scaffold planks. Decks are then reliably secured against lift and slip.



Bay shortener SUPER 65/100

Allows wall-side scaffolding of recesses outside the bay lengths. From scaffold class 5, the bay shortener may only be used with aluminium or steel decks up to a length of 2.00 m and with wooden planks up to a length of 1.50 m. Fitting on vertical scaffold tubes reaching to the ground.

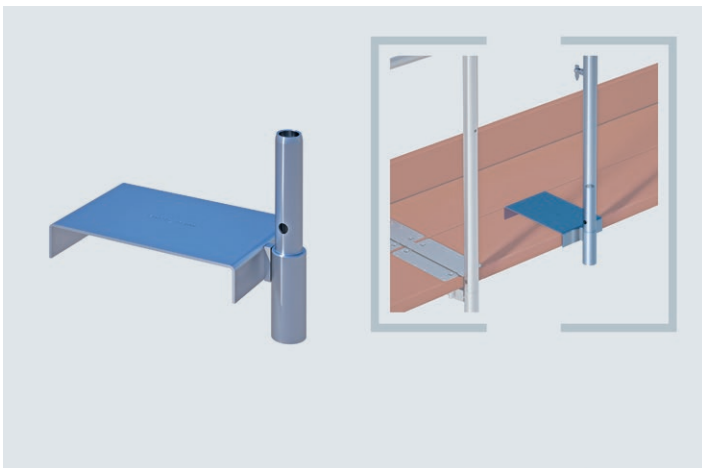
Info	H/L x B (m)	kg	Pack	Part No.	€/each
AF 19	0.65	4.60	20	00604_19	40.30
AF 22	0.65	4.60	20	00604_22	40.30



Intermediate standard

Intermediate standards together with the relevant lead-off adapter enable overhangs outside the prescribed modular dimensions. Is used for bay windows, balconies or other wall protrusions.

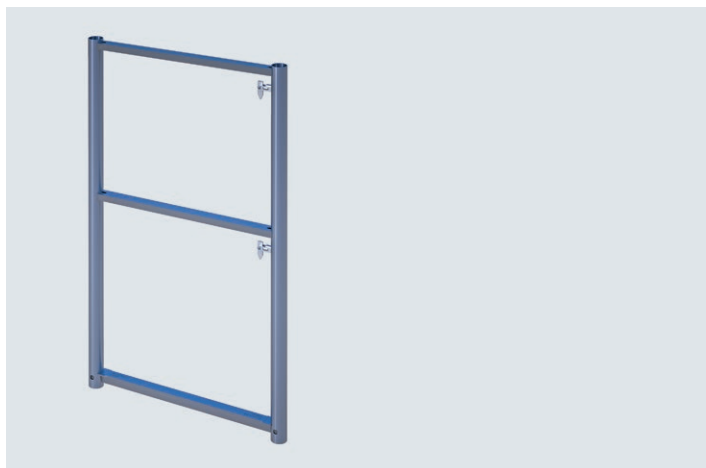
Info	H/L x B (m)	kg	Pack	Part No.	€/each
	2.00 x 0.29	11.20	20	00683	49.60



Intermediate standard lead-off adapter

Enables overhangs at any position outside the prescribed modular dimensions when used together with intermediate standards. Is used for bay windows, balconies or other wall protrusions.

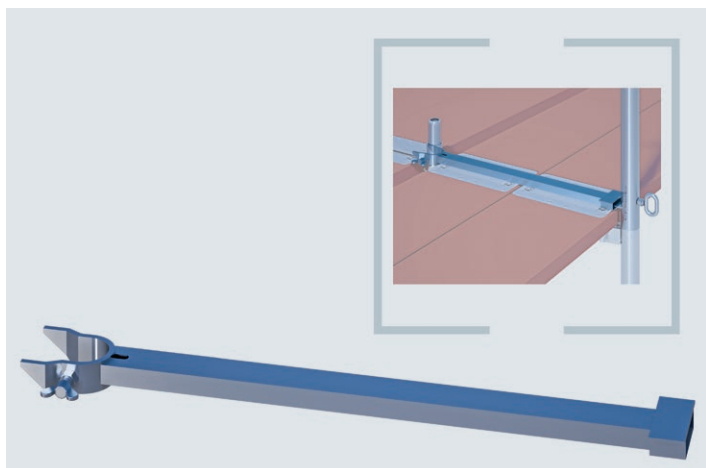
Info	H/L x B (m)	kg	Pack	Part No.	€/each
	0.15 x 0.29	4.20	20	00680	24.70



Front guardrail frame

Front-end concluding section for the uppermost level of a façade scaffolding. Double side protection and deck retainer in one.

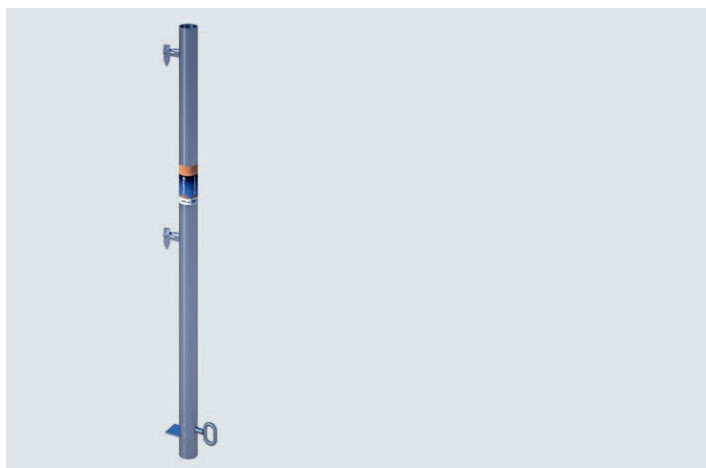
Info	H/L x B (m)	kg	Pack	Part No.	€/each
	1.00 x 0.65	11.00	25	01544	53.90
	1.00 x 1.00	12.60	25	01558	57.90



Deck holder

Secures the decks in the uppermost level. Necessary when using guardrail posts without transoms. It is simply mounted over the flat bar in the floor area and affixed on the other side by means of a wing nut, tool-free.

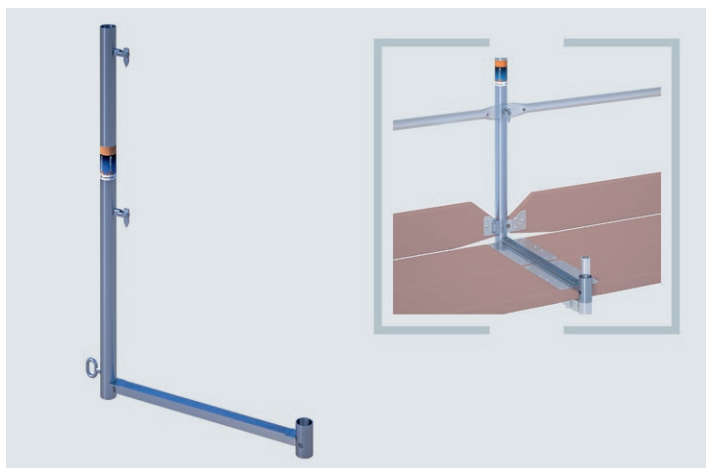
Info	H/L x B (m)	kg	Pack	Part No.	€/each
	0.65	1.40		00644	26.30
	1.00	1.80		00647	28.30



Guardrail post

For creating the three-piece, all-round side protection in the uppermost level. The welded-on flat bar serves as a deck retainer and for attachment of the deck holders. Comes with ring bolt M14.

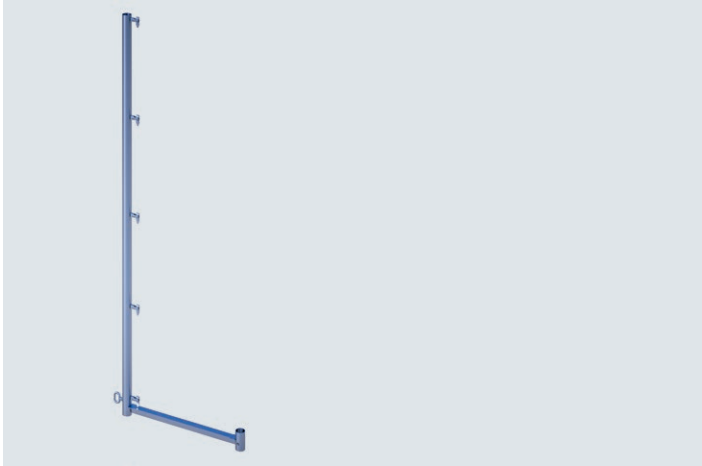
Info	H/L x B (m)	kg	Pack	Part No.	€/each
	1.05	4.00	50	00686	21.30
	2.05	8.00	50	00689	40.50



Guardrail post with transom

Identical function to the guardrail posts but with an integrated transom for securing the decks. Tool-free fitting with ring bolt M14.


Info	H/L x B (m)	kg	Pack	Part No.	€/each
	1.00 x 0.65	5.00	50	01546	32.80
	1.00 x 1.00	6.00	50	01560	39.80



Guardrail post with transom for safety net

One product, three solutions for the uppermost scaffold level. Can be used as a deck retainer, for attachment of the three-piece side protection and for the fitting of protective nets. Tool-free fitting with ring bolt M14.

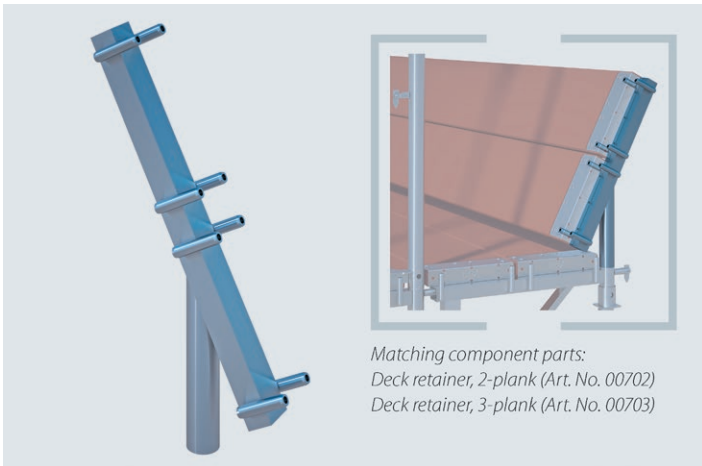
Info	H/L x B (m)	kg	Pack	Part No.	€/each
	2.00 x 0.65	9.00	50	01548	63.30
	2.00 x 1.00	10.00	50	01561	66.50



Ring bolt M14

For attaching and securing guardrail posts in the uppermost scaffold level.

Info	H/L x B (m)	kg	Pack	Part No.	€/each
		0.12		00567	1.95

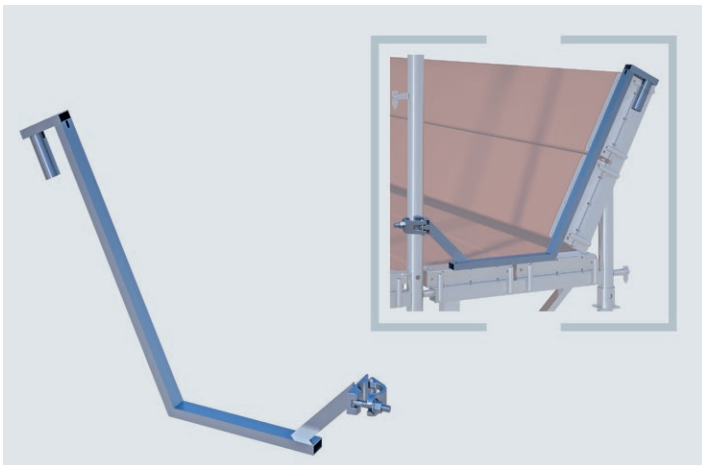


Protective roof extension arm

Secures passers-by and staff against falling objects. Particularly important for building sites in inner-city areas. Suitable for cantilever brackets, two or three-deck, with supports, in combination with RUX-SUPER system decks out of wood, steel or aluminium.

Info	H/L x B (m)	kg	Pack	Part No.	€/each
	0.64	3.00		00701	29.80

Matching component parts:
Deck retainer, 2-plank (Art. No. 00702)
Deck retainer, 3-plank (Art. No. 00703)

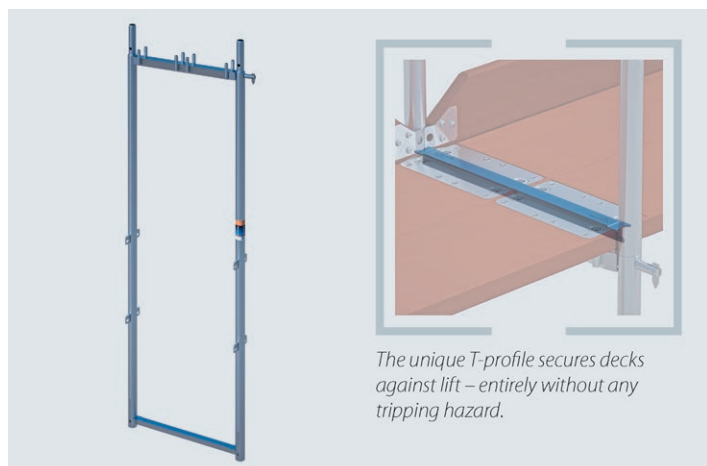


Deck retainer for protective roof extension arm

Suitable for the protective roof extension arm.

Secures the decks in the uppermost level, both the decks on the protective roof extension arm (00701) as well as those on the brackets. One side is inserted into the shaft of the protective roof extension arm, the other is attached with the semi-coupler to the frame.

Info	H/L x B (m)	kg	Pack	Part No.	€/each
2-deck AF 19		2.80		00702_19	36.30
2-deck AF 22		2.80		00702_22	36.30
3-deck AF 19		3.40		00703_19	38.60 ①
3-deck AF 22		3.40		00703_22	38.60 ①



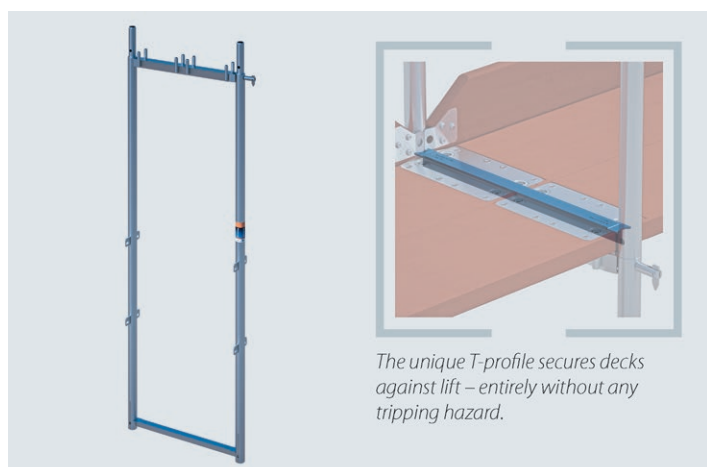
Vertical steel frame SUPER 65 ULTRA-O

Tube profile Ø 48.3 x 2.7 mm.

The classic basic element of the SUPER 65 façade scaffolding. Comes with pins to take up two decks with a width of 0.29 m. The base transom with T profile serves as a deck retainer and additionally for the take-up of horizontal loads. Comes with three gravity locks for the screw-free attachment of back guardrails and diagonals. Drilled at top and bottom to enable interconnection. Lug scaffold version with welded-on lugs for the attachment of the so-called toggle guardrail.

Info	H/L x B (m)	kg	Pack	Part No.	€/each
	2.00 x 0.65	16.50	25	01566-u	76.60

Lug



Vertical steel frame SUPER 65-O

Tube profile Ø 48,3 x 2,7 mm.

The classic basic element of the SUPER 65 façade scaffolding. Comes with pins to take up two decks with a width of 0.29 m. The base transom with T profile serves as a deck retainer and additionally for the take-up of horizontal loads. Comes with three gravity locks for the screw-free attachment of back guardrails and diagonals. Drilled at top and bottom to enable interconnection. Lug scaffold version with welded-on lugs for the attachment of the so-called toggle guardrail.

Info	H/L x B (m)	kg	Pack	Part No.	€/each
	0.50 x 0.65	8.40	25	01525-o	60.50
	1.00 x 0.65	12.00	25	01526-o	65.50
	2.00 x 0.65	19.00	20	01566-o	76.60

Lug



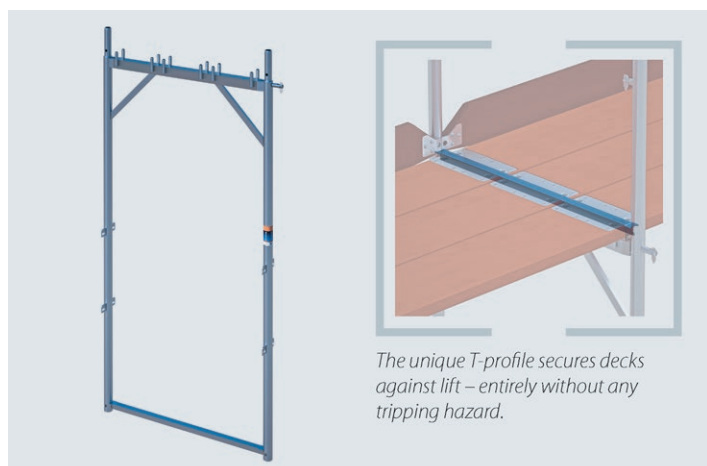
Vertical aluminium frame SUPER 65-O

Completely out of aluminium and technically designed like the steel frame, but more than 50 % lighter. Suitable for long transport distances and for various other ancillary construction trades.

Lug scaffold version with welded-on lugs.

Info	H/L x B (m)	kg	Pack	Part No.	€/each
	2.00 x 0.65	10.00	20	01563-o	118.00

Lug



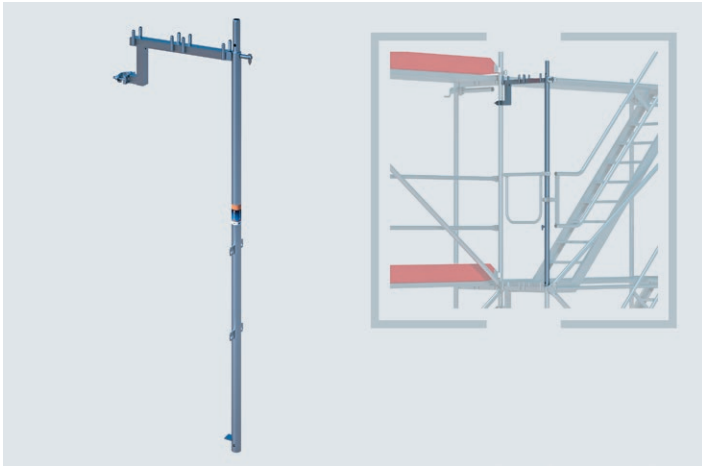
Vertical steel frame SUPER 100-O

Fundamental supporting element of the SUPER 100 façade scaffolding. Designed for three decks with a width of 0.29 m. Depending on the type of deck and the bay length, suitable for scaffolds up to group IV. Comes with five gravity locks for the screw-free attachment of back guardrails and diagonals. The base transom with T profile serves as a deck retainer and provides for horizontal stability.

Lug scaffold version with welded-on lugs for the attachment of the so-called toggle guardrail.

Info	H/L x B (m)	kg	Pack	Part No.	€/each
	0.50 x 1.00	11.20	25	01550-o	69.90
	1.00 x 1.00	15.40	25	01551-o	76.50
	2.00 x 1.00	23.50	20	01575-o	97.50

Lug



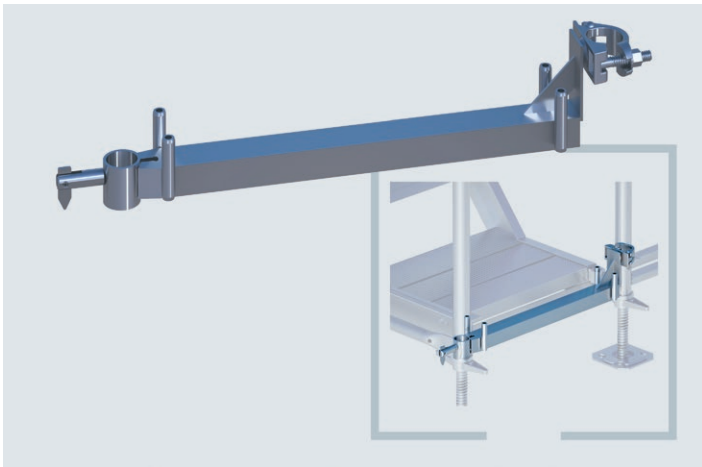
Stairway standard SUPER-O

The simple and flexible solution for the outer stairway ascent in combination with the aluminium stairway with platform. Much reduced gap between the stairway platform and the scaffold decking, less space needed and considerable material savings are the main advantages compared with a stair tower with vertical frames. Also suitable for scaffold bays in façade recesses on passage frames. Stair exit possible over front-mounted bracket.

Lug scaffold version with welded-on lugs for the attachment of the so-called toggle guardrail.

Info	H/L x B (m)	kg	Pack	Part No.	€/each
	2.00 x 0.65	11.60		06077	88.00

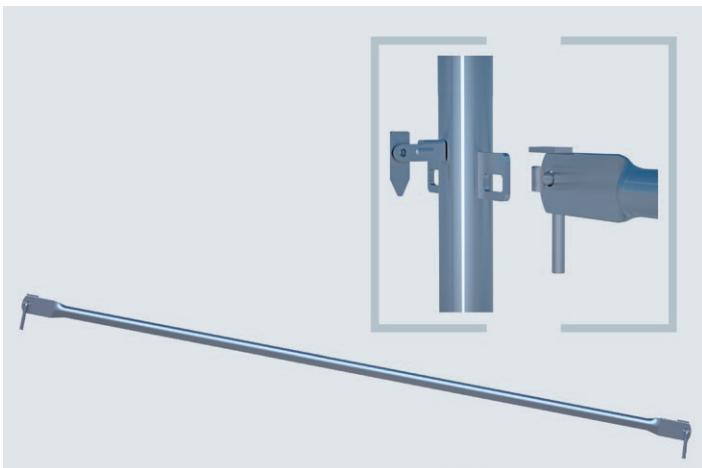
Lug



Lead-off adapter for stairway standard-O

2 pieces are necessary. Suitable for the assembly of stairway standards (Art. No. 06077) as a starter transom for the attachment of the first aluminium platform stairway (Art. No. 01039).

Info	H/L x B (m)	kg	Pack	Part No.	€/each
AF 19	0.65	3.20		06074_19	45.70
AF 22	0.65	3.20		06074_22	45.70

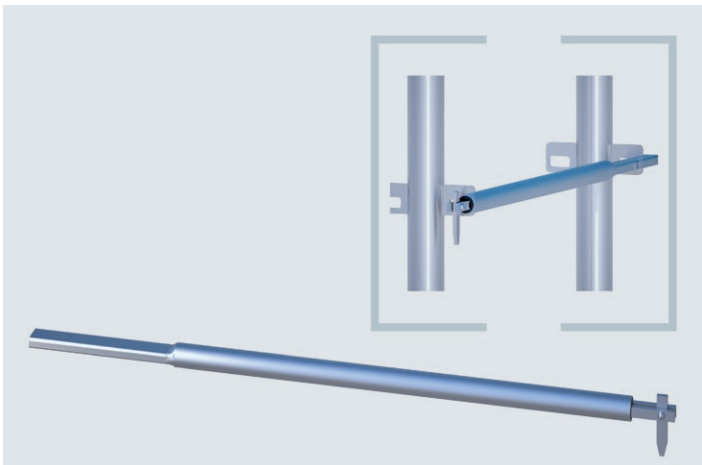


Toggle guardrail for lug scaffold

For the three-piece side protection on lug scaffolds. Fitting: simply insert the firmly attached toggle bolts into the lugs on the vertical frames.

Info	H/L x B (m)	kg	Pack	Part No.	€/each
Tube-Ø 38 mm	0.65	1.40	100	00586-o	13.90
Tube-Ø 38 mm	1.00	2.10	100	00587-o	16.00
Tube-Ø 38 mm	1.50	3.20	100	00588-o	18.10
Tube-Ø 38 mm	2.00	4.20	100	00589-o	20.50
Tube-Ø 38 mm	2.50	5.20	100	00590-o	21.50
Tube-Ø 38 mm	3.00	5.80	100	00591-o	23.70
Tube-Ø 42,4 mm	4.00	8.00	100	00592-o	35.10

Lug




Front guardrail (basic) for lug scaffold

For the front-end fitting of the three-piece side protection. Simple, screw-free mounting by means of the lugs on the vertical frame. Two pieces are necessary for each end frame.

Info	H/L x B (m)	kg	Pack	Part No.	€/each
	0.65	1.40		01568-o	12.90
	1.00	2.10		01577-o	13.80

Lug




Front guardrail frame for lug scaffold

Used for the uppermost scaffold level as double side protection and deck retainer.

Info	H/L x B (m)	kg	Pack	Part No.	€/each
	1.00 x 0.65	11.00	25	01571-o	53.90
	1.00 x 1.00	12.60	25	01580-o	59.00

Lug



Guardrail post for lug scaffold

For the attachment of the toggle guardrail in the uppermost scaffold level, with welded-on flat bar as deck retainer. Tool-free fitting with ring bolt M14.

Info	H/L x B (m)	kg	Pack	Part No.	€/each
	1.05	4.00	50	00583-o	27.20
	2.05	8.00	50	00584-o	43.60

Lug




Guardrail post with transom for lug scaffold

For the attachment of the toggle guardrail and securing the uppermost decking. Tool-free fitting with ring bolt M14.

Info	H/L x B (m)	kg	Pack	Part No.	€/each
	1.00 x 0.65	5.20	50	01573-o	34.50
	1.00 x 1.00	6.50	50	01582-o	41.80


Lug



Ring bolt M14

For attaching and securing guardrail posts in the uppermost scaffold level.

Info	H/L x B (m)	kg	Pack	Part No.	€/each
		0.12		00567	1.95



Steel shore tube

New: comes with inner anchor hook. Wall plugs, eyelets, steel shore tube and standard couplers form the unit that ensures tight and pressure-resistant anchorage of the scaffolding to the building structure.

H/L x B (m)	kg	Pack	Part No.	for order volume of: €/each		
0.30	1.40	500	00367	1: 7.80	50: 4.90	100: 4.60
0.40	1.80	500	00368	1: 8.50	50: 5.20	100: 4.90
0.60	2.50	400	00369	1: 10.10	50: 7.80	100: 6.90
1.00	4.00	200	00370	1: 12.80	50: 8.90	100: 8.50
1.40	5.40	150	00372	1: 15.10	50: 13.60	100: 11.30

SNP

NEW

Permanent anchors with VA stainless steel (M16)

Special scaffold anchors made out of stainless steel that remain permanently on the façade. Allows the attachment of façade elements or insulation materials with a thickness of up to 25 cm.

H/L x B (m)	kg	Pack	Part No.	for order volume of: €/each		
0.13 x 0.18	0.65	25	07060	1: 17.95	20: 14.20	50: 13.50

SNP



Incl. ring screws (Art. No. 07061)
Matching component part:
PU plug (Art. No. 07062)

SMART DETAILS



Stainless steel – The VA stainless anchor remains permanently in the façade and – unlike most solutions offered – features minimal thermal conductivity.




Variable – Thanks to the length-adjustable ring bolt (threaded), the anchor can take-up insulation material thicknesses of 15 to 25 cm.



PU plugs – By insulating and sealing the anchorage point, the façade's thermal bridge is interrupted.



SMART CLIP



Ring bolt M16

Galvanised, suitable for VA permanent anchor M16. Useful length: 130 mm.

H/L x B (m)	kg	Pack	Part No.	for order volume of: €/each		
0.17	0.30	25	07061	1: 3.90	20: 3.50	50: 2.95

SNP

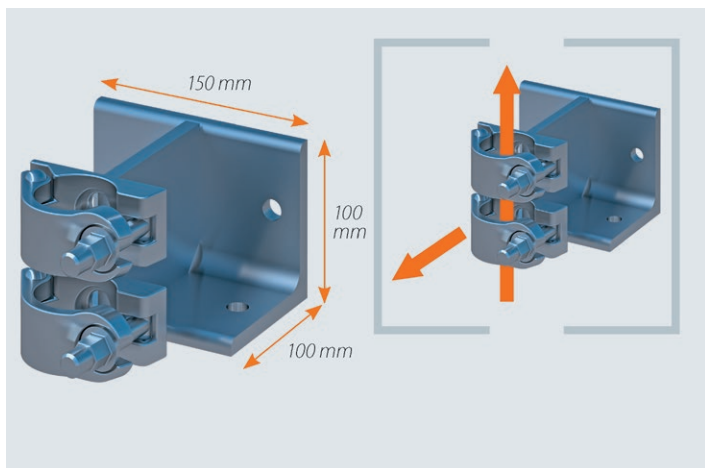


PU plugs

Suitable for VA permanent anchor M16. Weight per packaging unit. PU soft foam for drill hole diameter up to 17 mm, thickness 30 mm / width 40 mm.

H/L x B (m)	kg	Pack	Part No.	for order volume of: €/each					
0.03	0.12	25	07062	1:	1.40	20:	1.25	50:	1.15

SNP



Wall/Ceiling coupler

Universal element for the attachment of scaffolding structures to ceilings or walls. High load-bearing values thanks to double coupler design. Highly efficient when assembling ceiling or wall scaffolding in cases where the area below the scaffold has to remain entirely free. Tightening torque of the collar nuts 50 Nm. Corresponds to EN 74.

Max. slip load +/- 9.09 kN

Resultant anchor load at max. utilisation:

D = Z = 16.00 kN, V = 6.5 kN in reinforced concrete

Max. head tear-off load +/- 17 kN

Resultant anchor load: 8.5 kN

Info	kg	Pack	Part No.	for order volume of: €/each		
AF 19	4.40	20	07212	1: 26.30	10: 21.00	25: 18.50
AF 22	4.40	20	07214	1: 26.30	10: 21.00	25: 18.50

SNP

SMART DETAILS



Wall mobile – Thanks to the diverse connection options, tubes and girders can be securely affixed to walls and ceilings both vertically as well as horizontally.



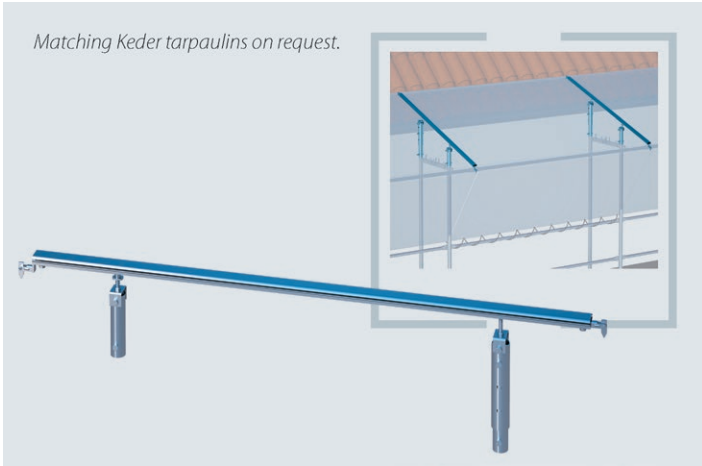
Tear-off load – The maximum head tear-off load of the wall/ceiling coupler is 17 kN.



Slip load – Add-on components are secured against slip up to a max. of 9.10 kN.



Matching Keder tarpaulins on request.

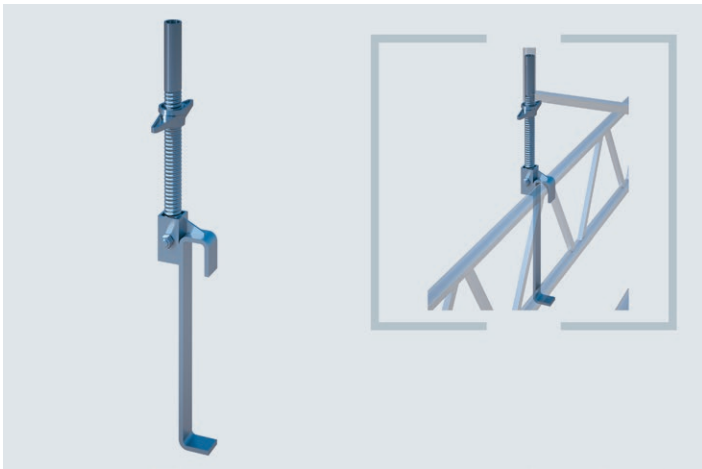


Weather protection transom with telescopic tube

Optimal weather protection solution for the uppermost scaffold level. Simple to fit using adjustable extension tubes. Flexible fitting to suit various circumstances prevailing around the roof and eaves of buildings. Fits for all scaffolding systems and widths in combination with simple scaffold sheeting or special PVC Keder tarpaulins. Back guardrails are necessary for stabilisation (see RUX-SUPER façade scaffolding system price list).

H/L x B (m)	kg	Pack	Part No.	for order volume of: €/each		
1.80	4.50	1	05508	1: 107.50	5: 89.00	10: 77.20

SNP



Adapter for vertical frames on lattice girder bridges

For the safe and rapid assembly of vertical frames or modular standards on lattice girders. Suitable for all conventional scaffolding systems and lattice girders with an installation height of 0.45 m. Self-securing structure with threaded spindle for height adjustment. Diameter of the spindle: 38 mm; length of the spindle: 500 mm.

H/L x B (m)	kg	Pack	Part No.	for order volume of: €/each		
	5.90	1	00638	1: 37.50	4: 26.50	12: 24.50

SNP




Underlay pad for base jack

Fitted with reflectors, out of plastic material.
H: 0.265 mm x L: 0.235 mm x W: 0.01 mm

Info	kg	Pack	Part No.	for order volume of: €/each		
	0.20	80	05632	1: 3.40	10: 2.45	50: 2.10

SNP



Back guardrail gravity lock

For vertical frames, screw-attachment, galvanised.

Info	H/L x B (m)	kg	Pack	Part No.	€/each
	0.11	0.10	200	00549	2.80



Duralok mesh box, complete

Duralok stacking rack incl. base panel and side mesh sections. Comes with 4 crane lugs.

Info	H/L x B (m)	kg	Pack	Part No.	€/each
	1.25 x 0.85	109.40	1	E08SR0033	319.00 ①

Duralok stacking rack, collapsible

Simple principle – numerous uses. Space-saving when not in use as it is collapsible. Consists of a base frame and four insertion tubes (diameter 48.3 mm). The insertion tubes can be substituted by longer ones when need be. Designed for fork-lift loading and crane transport. Stackable thanks to the large circular feet that also prevent any sinking into soft ground and protect the contact surface. Payload 1,500 kg; with 4 crane lugs.

Rollers 10 kN (Art. No. 05507) can be used to make the rack manoeuvrable. Duralok side sections (Art. No. E08SR0035) for small parts available as an option.

H/L x B (m)	kg	Pack	Part No.	for order volume of: €/each		
1.25 x 0.85	45.60	20	E08SR0032	1: 210.00	10: 130.00	50: 119.00

SNP


Matching component parts:
 Side mesh section (Art. No. E08SR0035)
 Front mesh section (Art. No. E08SR0036)
 Base panel (Art. No. E08SR0038)

SMART DETAILS



Logistics optimised

- stackable,
- Fork-lift removal possible due to offset transoms
- Optional use of castors for the feet



Versatile – The stacking pallet can be adapted to almost any application purpose with add-on component parts.



Complete remodelling – Additional insertion wall sections make a compact mesh box out of the light stacking pallet.




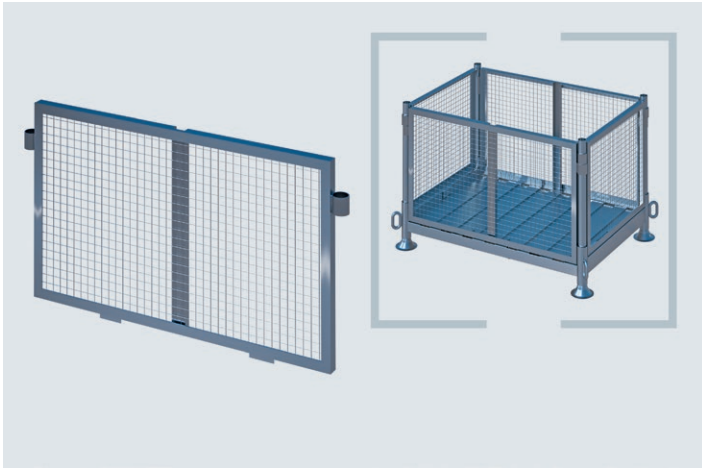
Duralok base panel

Reinforced base panel. As a spare part or for making a mesh box out of a Duralok stacking rack.

Info	H/L x B (m)	kg	Pack	Part No.	€/each
	1.25 x 0.85	19.50	1	E08SR0038	①

Price on request

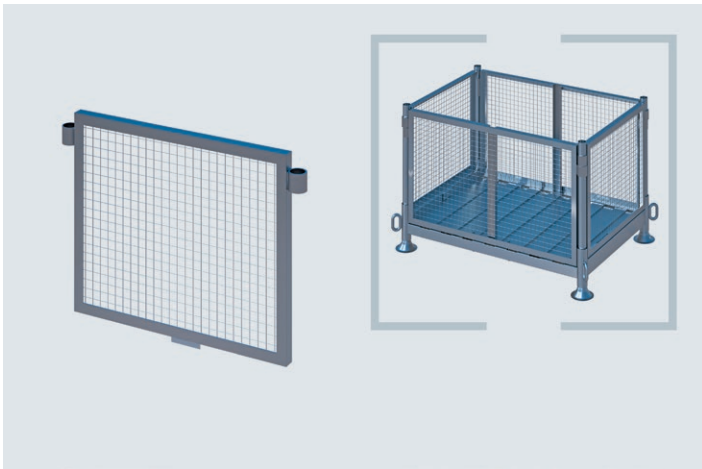


**Duralok side mesh section**

As a spare part or for making a mesh box out of a Duralok stacking rack.

Info	H/L x B (m)	kg	Pack	Part No.	€/each
	1.25	12.50	1	E08SR0035	①

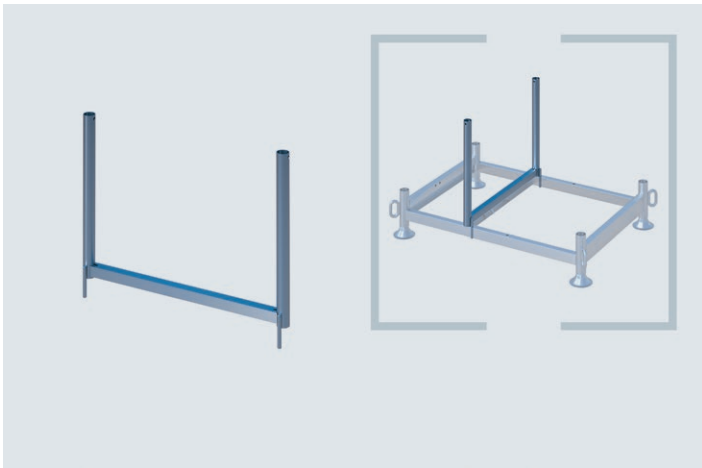
Price on request

**Duralok front mesh section**

As a spare part or for making a mesh box out of a Duralok stacking rack.

Info	H/L x B (m)	kg	Pack	Part No.	€/each
	0.85	8.50	1	E08SR0036	①

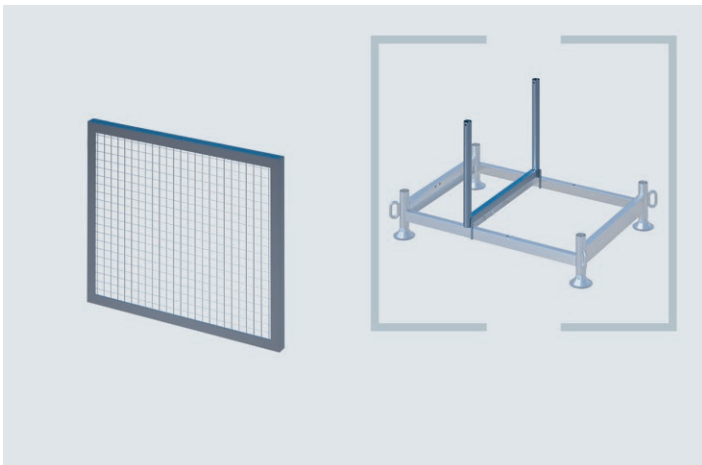
Price on request

**Central insertion frame**

An intermediate element for the Duralok stacking rack for the storage and secure transport of short scaffold parts.

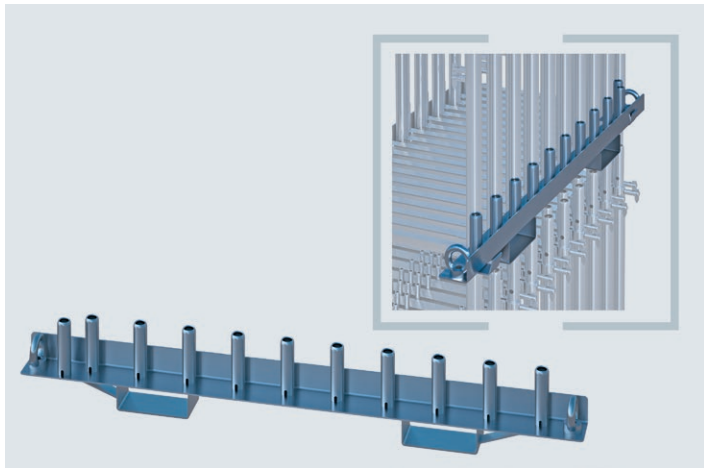
H/L x B (m)	kg	Pack	Part No.	for order volume of: €/each		
0.85	7.00	1	E08SR0034	1: 22.90	5: 18.50	10: 16.90 ①

SNP

**Duralok central mesh section**

Partition wall for Duralok mesh box.

Info	H/L x B (m)	kg	Pack	Part No.	€/each
	0.80	7.90	1	E08SR0037	21.90 ①



Stacking grid for all scaffolding systems

For 20 vertical frames. Establishes order and provides for a clear overview in terms of storage and transport. Suitable for cranes as well as fork-lifts. Fits for all vertical frames with a tube diameter of 48.3 mm. 2 pieces are required at all times.

H/L x B (m)	kg	Pack	Part No.	for order volume of: €/each		
1.57 x 0.10	16.80	2	01533	1: 109.70	10: 95.60	20: 89.80

SNP




Support profile for stacking grid

In combination with the stacking grids, this article allows 2 or 3 units to be stacked on top of each other. Four pieces are required and they are positioned at the corners and attached to the tube connectors on the vertical frames.

H/L x B (m)	kg	Pack	Part No.	for order volume of: €/each		
1.50	1	01534	1:	9.80	20: 8.70	100: 8.20 ①

SNP

Other models on request



Blocks of concrete ballast

Enormous diversity, looks good, perfect product design.

Uses: scaffold ballast, protective barrier, cable bridge, advertising medium, building-site safety etc.

The numerous connection alternatives as well as the product design, allowing for a combination of several blocks to a much larger unit, enable a diverse range of applications for events and construction sites. Optimally used as a ballast for freestanding scaffold structures. Here, too, given the many connection possibilities, new options present themselves for making effective use of ballast.

Blocks are available in 600 kg and 1,000 kg alternatives.

Concrete quality: high-performance min. C55/67

Density of normal concrete: 2.4 kg/dm

Surface: exposed concrete

Recommendation: combine a max. of 3 blocks vertically

Features:

Crane lugs, fork-lift capability

Spindles or castors can be fitted

Vertical combination since the blocks interlock with one another or from inserting scaffold tubes through the central scaffold tube opening

Horizontal connection with scaffold tubes

Combinable with scaffolding elements such as e.g. lattice girders

An adapter plate for the central attachment of square elements is optionally available

Advertising:

Can be supplied in RAL colours


Stickers with company logo available

H/L x B (m)	kg	Pack	Part No.	for order volume of: €/each		
0.80 x 0.80	600.00	1	07047	1: 585.00	10: 425.00	20: 375.00
0.90 x 0.90	1,000.00	1	07046	1: 695.00	10: 495.00	20: 445.00


SNP

NEW

SMART DETAILS



Modular – The blocks ideally interlock with one another and can be combined vertically or horizontally to form stable units by using the integrated tube holding fixtures.



Practical – Blocks can be adapted to every scaffolding situation thanks to their many connection options and add-on possibilities – fork-lift optimised. Blocks have a weight

of one tonne and can be perfectly integrated into a company's corporate design through stickers bearing the company's logo or by applying individual colouring.



K++ STICKER AS PROOF OF OWNERSHIP CAN BE INDIVIDUALLY DESIGNED 4-COLOUR PRINT DIFFICULT TO REMOVE

scafom-rux



STICKS? LOGO!

K++ STICKER AS PROOF OF OWNERSHIP CAN BE INDIVIDUALLY DESIGNED 4-COLOUR PRINT DIFFICULT TO REMOVE

scafom-rux



K++ proof of ownership

Individual and simple proof of ownership for new and existing material. Most stickers can be removed from smooth surfaces quite simply, which makes them unsuitable as proof of ownership.

By contrast, our K++ sticker adheres extremely well to the substrate. Moreover, it cannot be removed in one piece, but only in mini shreds.

Please request our print requirements should you be interested:

4-colour digital print (CMYK)

160 mm x 50 mm (min. quantity 3,000 pieces)


160 mm x 100 mm (min. quantity 5,000 pieces)

Approx. 5 years UV-resistant

Info	H/L x B (m)	kg	Pack	Part No.	€/each
	0.16 x 0.05	0.01	3000	07241	0.80
	0.16 x 0.10	0.01	5000	07242	0.98

NEW

Matching component part:
SCAFFGUARD aluminium rail
(Art. No. 07200)




Self-adhesive reflective foil, roll 90 mm x 50 m, red/white

Foil suitable as a warning sign e.g. for pedestrian tunnels. Fits into SCAFFGUARD aluminium rails (Art. No. 07200) for instance.

H/L x B (m)	kg	Pack	Part No.	for order volume of: €/each		
50.00 x 0.09	1.90	1	07240	1: 159.00	10: 128.00	25: 116.00

SNP

NEW





Premium set

Revolution R2 safety harness incl. fixed back anchorage extension of 0.80 m + Manyard connecting devices with shock-absorbing lanyards + equipment bag. The combination out of lanyard and back anchorage extension (approved as per EN 363) on the Revolution R2 safety harness enables work on scaffold bays up to a height of approx. 3.00 m.

Info	H/L x B (m)	kg	Pack	Part No.	€/each
Size S/M		3.05	1	06120	219.00
Size L/XL		3.20	1	06121	219.00

SNP



Revolution R2 safety harness

Front and back fall arrest anchorage, sharp-edge tested back anchorage extension of 0.80 m, express setting, automatic locking, protected label compartment, comfortable back padding, strap-end clip, integrated accessory system, comfortable elastic DuraFlex straps, swivel joint connection. Corresponds to EN 361.

Info	H/L x B (m)	kg	Pack	Part No.	€/each
Size S/M		1.58	1	06123	179.00 ①
Size L/XL		1.73	1	06124	179.00 ①

SNP

Other models on request




Manyard connecting devices with shock-absorbing lanyards

Sharp-edge tested, swivel design for more manoeuvrability, safety clip for attachment to safety harness, length 2.00 m, scaffold hook 63 mm. Horizontal approval (anchor point at foot height). Protected, new shock-absorbing lanyard package. Teflon-coated (longer service life). Corresponds to EN 354 and EN 355.

Info	H/L x B (m)	kg	Pack	Part No.	€/each
	2.00	1.00	1	06166	78.00

SNP



Twin Manyard connecting devices with shock-absorbing lanyards

Two-piece connecting device with shock-absorbing lanyards. Sharp-edge tested, swivel design for more manoeuvrability, safety clip for attachment to safety harness, length 2.00 m, scaffold hook 63 mm. Horizontal approval (anchor point at foot height). Protected, new shock-absorbing lanyard package. Teflon-coated (longer service life).

Info	H/L x B (m)	kg	Pack	Part No.	€/each
		1.50	1	06139	130.90

SNP

**PVC equipment bag (red)**

27 cm x 50 cm (D x L)

Info	H/L x B (m)	kg	Pack	Part No.	€/each
		0.40	1	06130	23.50

SNP

**Connecting device with shock-absorbing lanyard**

Sharp-edge tested, 12 mm woven inner core, 65 mm scaffold hook, length 2.00 m. Horizontal approval (anchor point at foot height). Protected, new shock-absorbing lanyard package.

Corresponds to EN 354 + EN 355 + EN 1891.

Info	H/L x B (m)	kg	Pack	Part No.	€/each
	2.00	1.15	1	06128	80.00

SNP


**Scorpion fall arrester**

Sharp-edge tested, Horizontal approval (anchor point at foot height), rapidly-triggered brake system, stops within a few millimetres, compact and light, length 2.70 m, corrosion-resistant material, Teflon-coated strap (longer service life).

Comes with 63 mm scaffold hook. Corresponds to EN 361.

Info	H/L x B (m)	kg	Pack	Part No.	€/each
	2.70	2.11	1	06127	169.00

SNP

**Fall safety protection device**

Comes with 18.00 m rope and blue plastic housing. Integrated fall impact absorber, snap hook with turbulence and fall display, with IKV 08. Safety device for horizontal and vertical applications. 15.00 m useful length, edge-tested steel rope.

Please also order: connection loop (Art. No. 06181) and steel snap hook (Art. No. 06183)!

Info	H/L x B (m)	kg	Pack	Part No.	€/each
		6.30	1	06180	357.50

SNP


Matching component parts:
Snap hook (Art. No. 06183)
Connection loop (Art. No. 06181)



Snap hook HWPS 18

To be used in combination with the fall safety protection device HWPS 18 and e.g. Manyard or twin Manyard connecting devices.

Info	H/L x B (m)	kg	Pack	Part No.	€/each
		0.27	1	06183	11.25



Connection loop for fall safety protection device HWPS 18

To affix the safety device (lifeline) to the anchorage point on the scaffolding. 6 mm steel rope.

Info	H/L x B (m)	kg	Pack	Part No.	€/each
	0.50 x 0.06	0.20	1	06181	7.80



Rescue set ABS 3 WH

Comes with 20.00 m rope, 1 IK AB 100, 1 IKV 13, 1 telescopic rod, 1 carrier bag (41-RSET/20). Incl. hand wheel and crank to lift. Automatic speed control.

Info	H/L x B (m)	kg	Pack	Part No.	€/each
SC3	20.00	6.20	1	06184	629.00
SC3	20.00	5.69	1	06186	554.00
SC3	40.00	6.20	1	06185	677.50
SC3	40.00	5.69	1	06187	601.50

SNP



Kask helmet

Comfortable work safety helmet:

- High-density, impact-resistant outer shell with drip edge
- 390 g light
- 10 air slits for particularly good ventilation
- Protected by a high-strength, aluminium mesh
- Adjustment by means of hand wheel with rubberised outer ring for enhanced grip
- Adapter clips on the outer shell for the attachment of accessories such as head-lamps and various visors
- Internal padding can be washed at 30°
- Anti-allergic fabric with polygiene treatment prevents the growth of bacteria and bad odours
- Individually adjustable chinstrap with 4 anchor points
- Ring on chinstrap for attachment to belt or work gear
- Universally adjustable from 51 - 63 cm
- Corresponds to EN 397

Info	H/L x B (m)	kg	Pack	Part No.	€/each
white		0.56	1	07133	69.00
yellow		0.56	1	07170	69.00
orange		0.56	1	07171	69.00
red		0.56	1	07172	69.00
green		0.56	1	07173	69.00
british green		0.56	1	07175	69.00
royal blue		0.56	1	07176	69.00
blue		0.56	1	07177	69.00
black		0.56	1	07178	69.00

SNP



Miller helmet

Comes with chinstrap, red, with industrial approval as per EN397.


- Comfortable internal padding and chinstrap
- Good air circulation prevents the formation of moisture
- Universally adjustable from 51 - 61 cm
- Corresponds to EN 397

Info	H/L x B (m)	kg	Pack	Part No.	€/each
red		0.50	1	06134	59.00

SNP

PRICE EXAMPLE:

SUPER 65
 SCAFFOLD BAY
 LENGTH 2.50 M




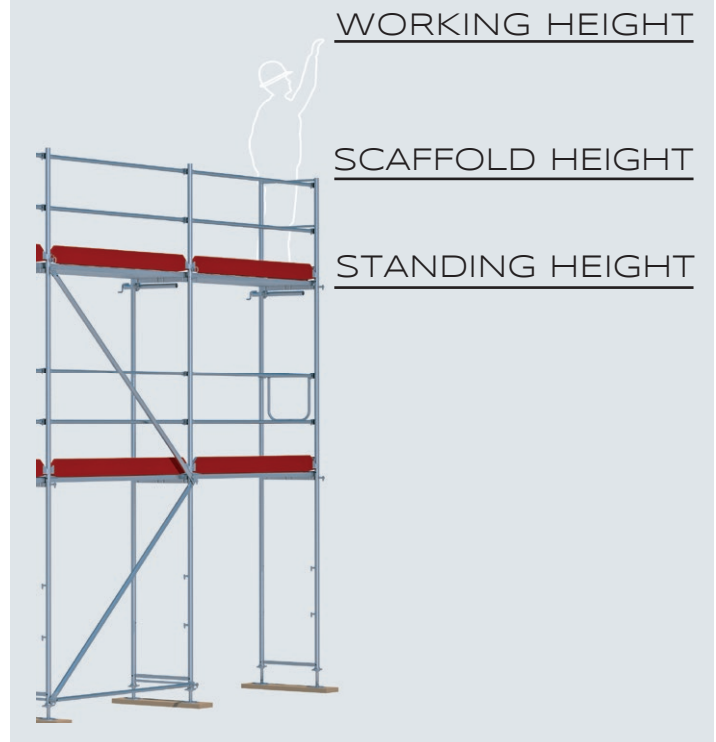
Scaffold area				
Scaffold area in m ²		1.020	510	103
Scaffold length x working height in m		100.00 x 10.20	50.00 x 10.20	12.50 x 8.20

Basic equipment	Article No.			
Vertical steel frame 2.00 x 0.65 m	01538	164	84	18
Wooden plank 2.50 x 0.29 m	01141	320	160	30
Diagonal 3.20 m for 2.50 m bay	00610	32	16	3
Back guardrail, 2.50 m, double, for 2 levels	00696	168	84	21
Toe board, 2.50 m, for 2 levels	01063	80	40	10
Toe board, 0.65 m, for 2 levels	01058	4	4	4
Front guardrail, double, 0.65 m, for 2 levels	01543	2	2	2
Guardrail post	00686	39	19	4
Front guardrail frame 0.65 m	01544	2	2	2
Base transom 0.65 m	00662	16	8	2
Base jack 0.60 m	08358	82	42	12
Total price in EURO		36,425.30	18,463.30	3,995.90
Price per m ² in EURO		35.71	36.20	38.80

Additional equipment	Article No.			
Back guardrail 2.50 m, double, for all levels	00696	160	80	10
Toe board 2.50 m for all levels	01063	80	40	5
Toe board 0.65 m for all levels	01058	4	4	2
Front guardrail, double, 0.65 m for all levels	01543	4	4	2
Aluminium ladder frame - robust, 2.50 m with ladder	04741	4	4	3
Total price in EURO		41,379.30	21,417.30	4,924.50
with the deduction of 2 decking planks for each aluminium ladder frame				
Weight in kg		11,908.20	6,061.00	1,275.30

PRICE EXAMPLE:


SUPER 65
SCAFFOLD BAY LENGTH 3.00 M

**MEASURE CORRECTLY:**

Scaffold area				
Scaffold area in m ²		1.010	520	98
Scaffold length x working height in m		99.00 x 10.20	51.00 x 10.20	12.00 x 8.20

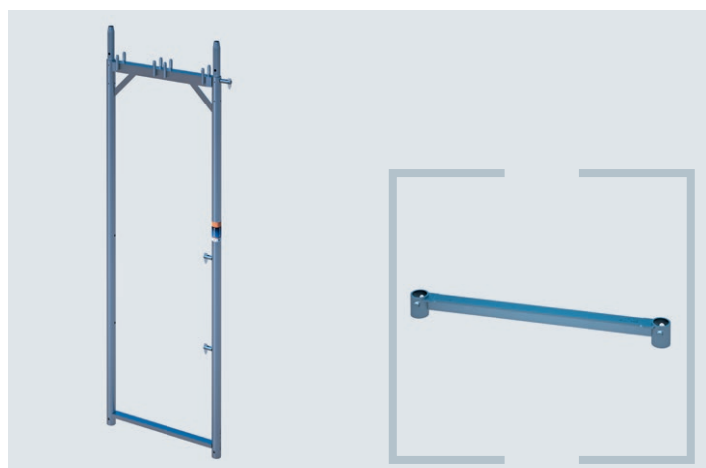
Basic equipment	Article No.			
Vertical steel frame 2.00 x 0.65 m	01538	136	72	15
Wooden plank 3.00 x 0.29 m	01142	264	136	24
Diagonal 3.60 m for 3.00 m bay	00611	28	16	3
Back guardrail, 3.00 m, double, for 2 levels	00697	139	72	17
Toe board, 3.00 m, for 2 levels	01064	66	34	8
Toe board, 0.65 m, for 2 levels	01058	4	4	4
Front guardrail, double, 0.65 m, for 2 levels	01543	2	2	2
Guardrail post	00686	32	16	3
Front guardrail frame 0.65 m	01544	2	2	2
Base transom 0.65 m	00662	14	8	2
Base jack 0.60 m	08358	68	36	10
Total price in EURO		36,817.30	18,659.30	4,042.90
Price per m ² in EURO		36.10	36.59	39.25

Additional equipment	Article No.			
Back guardrail, 3.00 m, double, for all levels	00697	132	68	8
Toe board, 3.00 m, for all levels	01064	66	34	4
Toe board, 0.65 m, for all levels	01058	4	4	2
Front guardrail, double, 0.65 m, for all levels	01543	4	4	2
Aluminium ladder frame - robust, with ladder	04742	4	4	3
Total price in EURO		42,211.30	21,893.30	5,081.50
with the deduction of 2 decking planks for each aluminium ladder frame				
Weight in kg		11,074.00	5,836.40	1,181.70



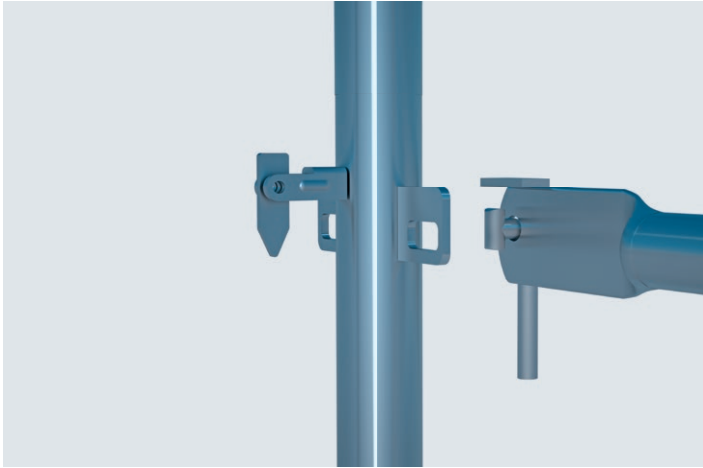
Spare parts: toe boards

Art. No.	Article designation	Quantity per toe board	Price €/piece
00527	Toe board fittings, galvanised, angled to left inside	1	1,30
00528	Toe board fittings, galvanised, angled to right inside	1	1,30
00529	Toe board fittings, galvanised, angled to left outside	1	1,30
00530	Toe board fittings, galvanised, angled to right outside	1	1,30
00535	Rivet for toe board fittings 8 x 40 mm DIN 660	6	0,10



Spare parts: vertical frames / back guardrail / diagonals with gravity lock

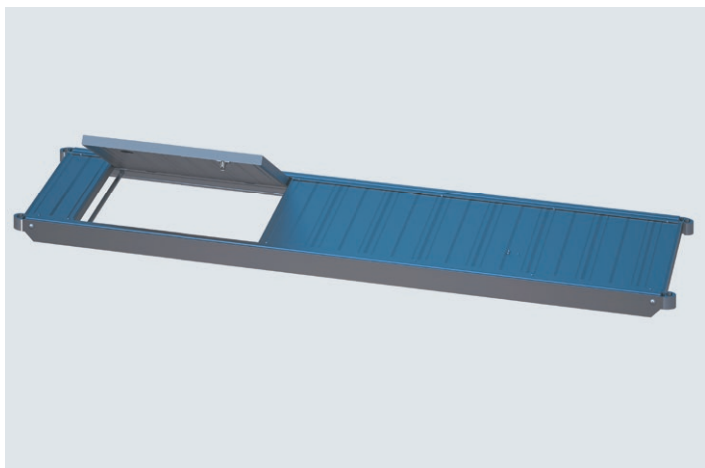
Article No.	Article designation	Price €/piece
00551	Back guardrail gravity lock plate, untreated	0.84
00564	Tongue for diagonal gravity lock bolt and back guardrail gravity lock plate	0.42
00546	Blind rivet 5 x 18 mm for tongue for back guardrail gravity lock plate	0.11
00557	Screw, self-cutting, M6 x 16 semi-circular head for back guardrail gravity lock plate	0.45
00547	Diagonal gravity lock bolt 20 x 60 mm, untreated	1.05
05492	Spring pin 6 x 18 mm for tongue for diagonal gravity lock bolt and back guardrail gravity lock plate	0.11
00549	Back guardrail gravity lock, complete, for screw-mounting	2.80
00555	Pins for deck attachment, untreated	0.74
00825	T-profile 0.65 m, untreated, for vertical frame (cross bar)	6.50
00822	T-profile 1.00 m, untreated, for vertical frame (cross bar)	7.90
01540	Repair transom for vertical frame SUPER 65	11.90
01555	Repair transom for vertical frame SUPER 100	14.60

**Spare parts: vertical frames / guardrails with lugs**

Art. No.	Article designation	Price €/piece
00541	Toggle bolt	1,79
00544	Spring pin 5 x 28 mm for toggle bolt	0,11
00573	Guardrail lug, untreated	1,73
01030	Aluminium guardrail lug	1,05
00563	Tongue for front guardrail, basic	0,42
00542	Semi-circular head rivet 5 x 20 mm DIN 660 for front guardrail, basic	0,14


**Spare parts: decks**

Article No.	Article designation	Quantity per deck	Price €/piece
00554	U-shaped fitting for wooden deck	2	2,60
00559	Sleeve for U-shaped fitting (small) 8 x 0.75 x 52 mm	8	0,20
00560	Sleeve for U-shaped fitting (large) 22 x 1 x 50 mm	4	0,50



Spare parts
Aluminium ladder frames
without ladder 2.00 m entirely out of aluminium
Art. No. 04726

Article No.	Article designation	Quantity per ladder frame	Price €/piece
05302N	Replacement profile out of aluminium, length 544 mm x 254.5 mm, for ladder frame	5	11.70
04730E	Aluminium hatch 698 x 495 x 35 mm hollow box profile for aluminium ladder frame	1	52.00
05235E	Hinge 100 x 40.5 / 40.5 x 2 mm for aluminium ladder frame	2	5.60
05204N	Blind rivet 4,8 x 17 mm for mounting hinge for mounting panels for mounting retaining straps for mounting hatch latching mechanism	20 20 4 4	0.30
05530E	Hatch latching mechanism with grip hole for aluminium ladder frame	1	7.75
05025N	Retaining strap for ladder frame hatch	2	3.70




Spare parts
Aluminium ladder frame
with ladder 2.50 m entirely out of aluminium
Art. No. 04727

Article No.	Article designation	Quantity per ladder frame	Price €/piece
05302N	Replacement profile out of aluminium, length 544 mm x 254.5 mm, for ladder frame	7	11.70
04730E	Aluminium hatch 698 x 495 x 35 mm hollow box profile for aluminium ladder frame	1	52.00
05235E	Hinge 100 x 40.5 / 40.5 x 2 mm for aluminium ladder frame	2	5.60
05204N	Blind rivet 4.8 x 17 mm for mounting panels for mounting hinge for mounting retaining straps for mounting hatch latching mechanism for mounting ladder latching device	24 20 4 4 4	0.30
05303N	Blind rivet 6 x 25 mm for mounting ladder latching device	4	0.13
05530E	Hatch latching mechanism with grip hole for aluminium ladder frame	1	7.75
05067N	Aluminium support profile for aluminium ladder frame	1	8.09
00854N	Steel shaft Ø 17 mm for ladder Art. No. 04831	1	6.40
04831E	Aluminium access ladder for aluminium ladder frame	1	51.00
00856E	Ladder latching device for aluminium ladder frame with drill hole for rivets 4.8 mm	1	6.20
00856N	Ladder latching device for aluminium ladder frame with drill hole for rivets 6 mm	1	6.20
05299N	Ladder latching device for aluminium ladder frame with blue head caps in cover & with drill hole for rivets 4.8 mm	2	10.40
05025E	Retaining strap for ladder frame hatch	2	3.70


Spare parts
Aluminium ladder frame
with ladder 3.00 m entirely out of aluminium
Art. No. 04728

Article No.	Article designation	Quantity per ladder frame	Price €/piece
05302N	Replacement profile out of aluminium, length 544 mm x 254.5 mm, for ladder frame	9	11.70
04730E	Aluminium hatch 698 x 495 x 35 mm hollow box profile for aluminium ladder frame	1	52.00
05235E	Hinge 100 x 40.5 / 40.5 x 2 mm for aluminium ladder frame	2	5.60
05204N	Blind rivet: for affixing panels for affixing hinges for affixing straps for affixing hatch latches for affixing ladder latches	28 20 4 4 4	0.30
05303N	Blind rivet 6 x 25 mm for mounting ladder latching device	4	0.13
05530E	Hatch latching mechanism with grip hole for aluminium ladder frame	1	7.75
00854N	Steel shaft Ø 17 mm for ladder Art. No. 04831	1	6.40
04831E	Aluminium access ladder for aluminium ladder frame	1	51.00
00856E	Ladder latching device for aluminium ladder frame with drill hole for rivets 4.8 mm	1	6.20
00856N	Ladder latching device for aluminium ladder frame with drill hole for rivets 6 mm	1	6.20
05299N	Ladder latching device for aluminium ladder frame with blue head caps in cover & with drill hole for rivets 4.8 mm	1	10.40
05025E	Retaining strap for ladder frame hatch	2	3.70




Spare parts
Aluminium ladder frame
with ladder 2.50 m, plywood
Art. No. 00862

Article No.	Article designation	Quantity per ladder frame	Price €/piece
07186N	Plywood surface (platform) BFU100G 200 x 544 x 12 mm	1	6.60
07193N	Plywood surface (platform) BFU100G 200 x 515 x 12 mm	1	10.40
07184N	Plywood surface BFU100G 797 x 521 x 12 mm	1	22.70
07185N	Plywood hatch BFU100G 746 x 521 x 12 mm	1	21.10
04744E	Aluminium hatch out of chequered plate incl. latch and 2 retaining straps 518 x 746 mm	1	109.00
04747E	Aluminium hatch out of chequered plate incl. latch and 2 retaining straps 518 x 795 mm	1	115.00
07191N	Plywood hatch BFU100G 800 x 515 x 12 mm	1	24.50
07182N	Plywood surface BFU100G 1440 x 544 x 12 mm	1	37.00
07183N	Plywood surface BFU100G 1396 x 544 x 12 mm	1	36.95
07187N	Plywood surface BFU100G 1590 x 515 x 12 mm for ladder frame without platform	1	41.60
07188N	Plywood surface BFU100G 1335 x 515 x 12 mm for ladder frame with platform	1	34.50
05302N	Replacement profile out of aluminium, length 544 mm x 254.5 mm	7	11.70
05300N	Replacement profile out of aluminium, length 515 mm x 254.5 mm	7	11.70
00852E	Hinge 117 x 100 x 2.5 mm for aluminium ladder frame with plywood hatch	2	5.30
05203N	Blind rivet 4.8 x 25 mm for mounting hinge on frame	10	0.13
	for mounting panels	12	
	for mounting replacement profile	16	
05204N	Blind rivet 4.8 x 17 mm for mounting hinge on hatch	10	0.30
	for mounting ladder latching device	4	
	for mounting hatch latching mechanism	4	
	for mounting retaining strap	4	
05303N	Blind rivet 6 x 25 mm for mounting ladder latching device	4	0.13
00861N	Hatch latching mechanism for ladder frame with plywood surface	1	6.95
05530E	Hatch latching mechanism with grip hole for ladder frame	1	7.75
05067N	Aluminium support profile for ladder frame	1	8.09
04746E	Aluminium shaft Ø 20 mm for aluminium access ladder incl. 2 washers and 2 locking pins	1	7.50
00854N	Steel shaft Ø 17 mm for ladder Art. No. 04831	1	6.40
04831E	Aluminium access ladder with welded rungs for ladder frame	1	51.00
04831N	Aluminium access ladder with compressed rungs for ladder frame	1	51.00
00856E	Ladder latching device for ladder frame with drill hole for rivets 4.8 mm	1	6.20
00856N	Ladder latching device for ladder frame with drill hole for rivets 6 mm	1	6.20
05025E	Retaining strap for ladder frame hatch	2	3.70



Spare parts
Aluminium ladder frame
with ladder 3.00 m, plywood
Art. No. 00865


Article No.	Article designation	Quantity per ladder frame	Price €/piece
07186N	Plywood surface (platform) BFU100G 200 x 544 x 12 mm	1	6.60
07193N	Plywood surface (platform) BFU100G 200 x 515 x 12 mm	1	10.40
07184N	Plywood hatch BFU100G 797 x 521 x 12 mm	1	22.70
07185N	Plywood hatch BFU100G 746 x 521 x 12 mm	1	21.10
04744E	Aluminium hatch out of chequered plate incl. latch and 2 retaining straps 518 x 746 mm	1	109.00
04747E	Aluminium hatch out of chequered plate incl. latch and 2 retaining straps 518 x 795 mm	1	115.00
07191N	Plywood hatch BFU100G 800 x 514 x 12 mm	1	24.50
07180N	Plywood surface BFU100G 1896 x 544 x 12 mm	1	54.00
07181N	Plywood surface BFU100G 1940 x 544 x 12 mm	1	54.20
07189N	Plywood surface BFU100G 2090 x 515 x 12 mm for ladder frame without platform	1	56.80
07190N	Plywood surface BFU100G 1835 x 515 x 12 mm for ladder frame with platform	1	56.70
05302N	Replacement profile out of aluminium, length 544 mm x 254.5 mm	9	11.70
00852E	Hinge 117 x 100 x 2.5 mm for aluminium ladder frame with plywood hatch	2	5.30
05203N	Blind rivet 4.8 x 25 mm for mounting hinge on frame	10	0.13
	for mounting panels	14	
	for mounting aluminium replacement profile 10x fastening hinge	20	
	for mounting panels	14	
	for mounting aluminium replacement profile	20	
05204N	Blind rivet 4.8 x 17 mm for mounting hinge on hatch	10	0.30
	for mounting ladder latching device	4	
	for mounting hatch latching mechanism	4	
	for mounting retaining strap	4	
05303N	Blind rivet 6 x 25 mm for mounting ladder latching device	4	0.13
00861N	Hatch latching mechanism for ladder frame with plywood surface	1	6.95
05530E	Hatch latching mechanism with grip hole for ladder frame	1	7.75
05068N	Ball studs with nut for plywood hatch	1	1.90
05069N	Spring for plywood hatch	1	1.90
05067N	Aluminium support profile for ladder frame	1	8.09
04746E	Aluminium shaft Ø 20 mm for access ladder incl. 2 washers and 2 locking pins	1	7.50
00854N	Steel shaft Ø 17 mm for ladder Art. No. 04831	1	6.40
04831E	Aluminium access ladder with welded rungs for ladder frame	1	51.00
04831N	Aluminium access ladder with crimped rungs for ladder frame	1	51.00
00856E	Ladder latching device for ladder frame with drill hole for rivets 4.8 mm	1	6.20
00856N	Ladder latching device for ladder frame with drill hole for rivets 6 mm	1	6.20
05025E	Retaining strap for ladder frame hatch	2	3.70
05039N	Flat aluminium bar 30 x 3 x 515 mm for reinforcement of 3 m plywood surface decks	1	4.30



Spare parts

Aluminium ladder frame 2.00 m, with aluminium profile surface and aluminium checker plate hatch, without ladder Art. No. 04743

Article No.	Article designation	Quantity per ladder frame	Price €/piece
05302N	Replacement profile out of aluminium, length 544 mm x 254.5 mm, for ladder frame	5	11.70
04744E	Aluminium chequered plate hatch incl. latch and 2 retaining belts 518 x 746 mm	1	109.00
04747E	Aluminium chequered plate hatch incl. latch and 2 retaining belts 518 x 795 mm	1	115.00
05235E	Hinge 100 x 40.5 / 40.5 x 2 mm for aluminium ladder frame	3	5.60
05203N	Blind rivet 4.8 x 25 mm for mounting hinge for mounting panels	30 18	0.13
05204N	Blind rivet 4.8 x 17 mm for mounting hatch latching mechanism for mounting ladder latching device for mounting retaining strap	4 4 4	0.30
05530E	Hatch latching mechanism with grip hole for ladder frame	1	7.75
05025E	Retaining strap for ladder frame hatch	2	3.70

**Spare parts**

Aluminium ladder frame 2.50 m, with aluminium profile surface and aluminium checker plate hatch

Art. No. 04741

Article No.	Article designation	Quantity per ladder frame	Price €/piece
05302N	Replacement profile out of aluminium, length 544 mm x 254.5 mm, for ladder frame	7	11.70
04744E	Aluminium chequered plate hatch incl. latch and 2 retaining belts 518 x 746 mm	1	109.00
04747E	Aluminium chequered plate hatch incl. latch and 2 retaining belts 518 x 795 mm	1	115.00
05235E	Hinge 100 x 40.5 / 40.5 x 2 mm for aluminium ladder frame	3	5.60
05203N	Blind rivet 4.8 x 25 mm for mounting hinge for mounting panels	30 18	0.13
05204N	Blind rivet 4.8 x 17 mm for hatch latching mechanism for ladder latching device for retaining strap	4 4 4	0.30
05303N	Blind rivet 6 x 25 mm for mounting ladder latching device	4	0.13
05530E	Hatch latching device with grip hole for ladder frame	1	7.75
04746E	Aluminium shaft Ø 20 mm for aluminium access ladder incl. 2 washers and 2 locking pins	1	7.50
04831E	Aluminium access ladder with welded rungs for ladder frame	1	51.00
00856E	Ladder latching device for ladder frame with drill hole for rivets 4.8 mm	1	6.20
00856N	Ladder latching device for ladder frame with drill hole for rivets 6 mm	1	6.20
05025E	Retaining strap for ladder frame hatch	2	3.70

Spare parts

Aluminium ladder frame 3.00 m, with aluminium profile surface and aluminium checker plate hatch

Art. No. 04742


Article No.	Article designation	Quantity per ladder frame	Price €/piece
05302N	Replacement profile out of aluminium, length 544 mm x 254.5 mm, for ladder frame	9	11.70
04744E	Aluminium chequered plate hatch incl. latch and 2 retaining belts 518 x 746 mm	1	109.00
04747E	Aluminium chequered plate hatch incl. latch and 2 retaining belts 518 x 795 mm	1	115.00
05235E	Hinge 100 x 40.5 / 40.5 x 2 mm for aluminium ladder frame	3	5.60
05203N	Blind rivet 4.8 x 25 mm for mounting hinge for mounting panels	30 22	0.13
05204N	Blind rivet 4.8 x 17 mm for hatch latching mechanism for ladder latching device for retaining strap	4 4 4	0.30
05303N	Blind rivet 6 x 25 mm for mounting ladder latching device	4	0.13
05530E	Hatch latching device with grip hole for ladder frame	1	7.75
04746E	Aluminium shaft Ø 20 mm for aluminium access ladder incl. 2 washers and 2 locking pins	1	7.50
04831E	Aluminium access ladder with welded rungs for ladder frame	1	51.00
00856E	Ladder latching device for ladder frame with drill hole for rivets 4.8 mm	1	6.20
00856N	Ladder latching device for ladder frame with drill hole for rivets 6 mm	1	6.20
05025E	Retaining strap for ladder frame hatch	2	3.70

ASSEMBLY - FINISHED FAÇADE SCAFFOLDING MADE SIMPLE

Details on how to assemble and on the various applications can be seen in the currently valid versions of our SUPER-65 / SUPER-100 Instructions for Assembly and Use. These can be found in the download section of the www.scafom-rux.de homepage.

FEW MEASUREMENTS, SMOOTH PROCESSES, TOOL-FREE

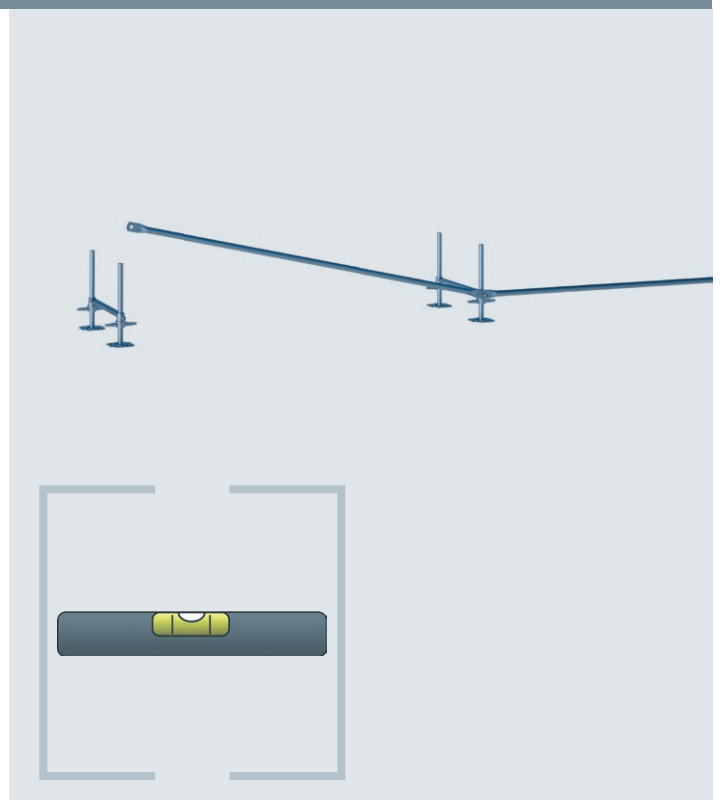
By resolutely dispensing with screw connections for the most important elements, the RUX SUPER scaffolding system is not only secure in terms of its assembly sequence; the time needed for assembly and disassembly is also considerably reduced. Weight-reduced components additionally safeguard and protect the working effort required by staff.



STEP 1: THE BASIS IS ESTABLISHED

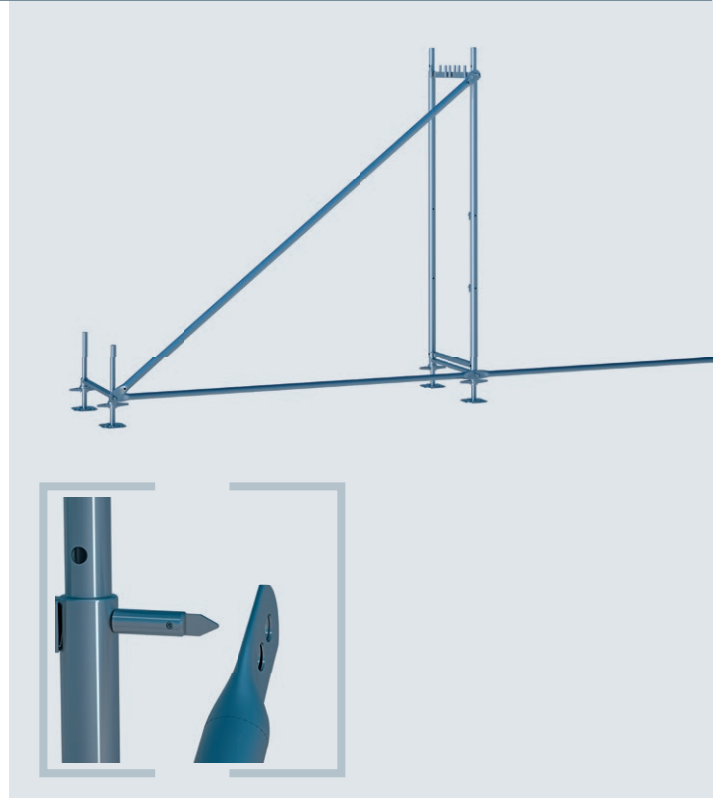
Base jacks are put into their exact positions and heights with the help of base transoms and longitudinal tubes.

The one-time, horizontal alignment of these two axes is already sufficient. The rest of the assembly is automatically perpendicular to this basic one-off levelling process.



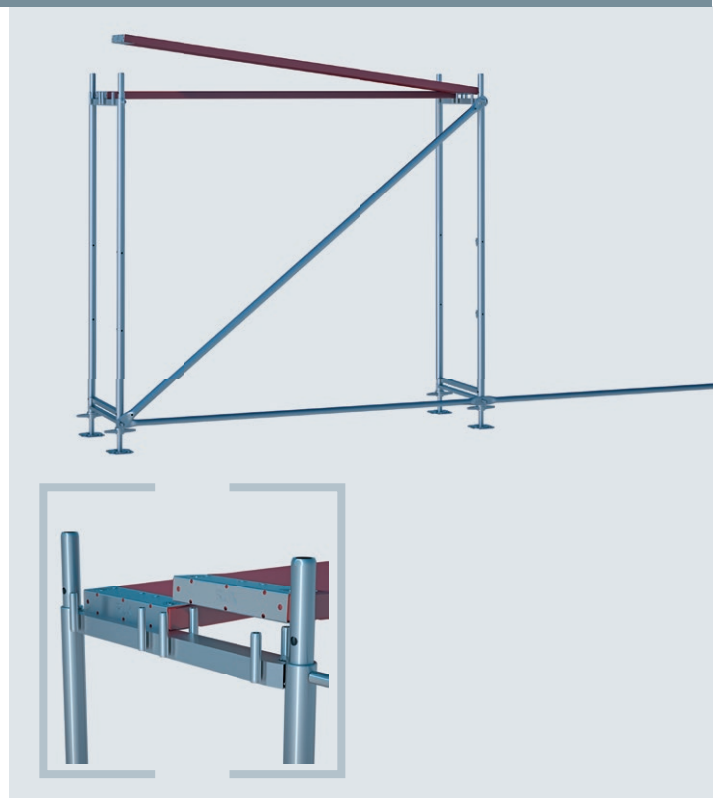
STEP 2: THE FIRST VERTICAL FRAME

After inserting the vertical frame, it is then connected by means of a diagonal brace. This can be done by simply inserting the diagonal in the gravity lock of the vertical frame.



STEP 3: THE FIRST BAY


After the decks have been inserted into the upper pins on the vertical frames, the scaffolding is already stable. The decks are securely fitted onto the pins of the vertical frames.



ASSEMBLY - FINISHED FAÇADE SCAFFOLDING MADE SIMPLE

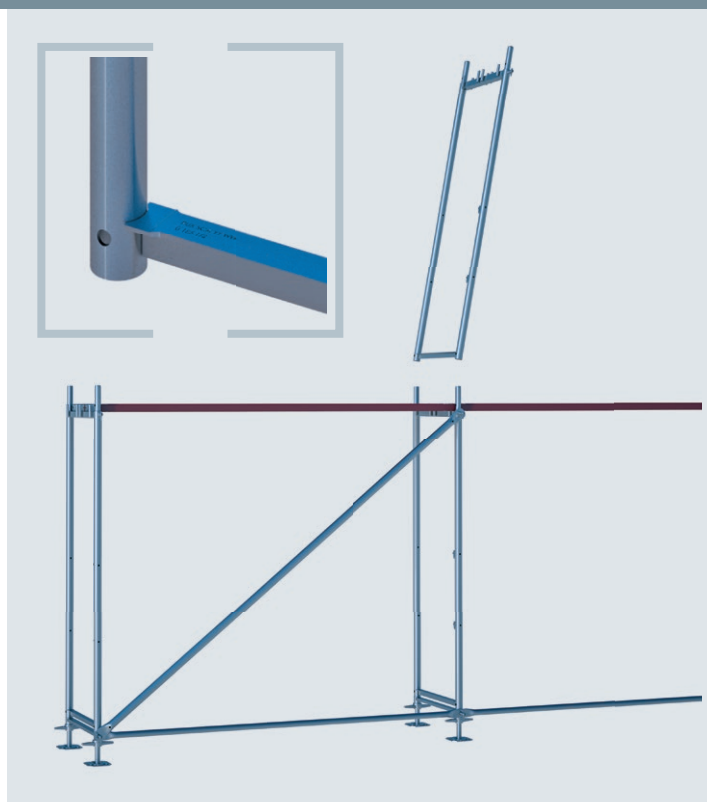
STEP 4: ASSEMBLY IN ASCENT BAY

The erection of the second level begins with the fitting of an assembly guardrail post in the ascent bay.



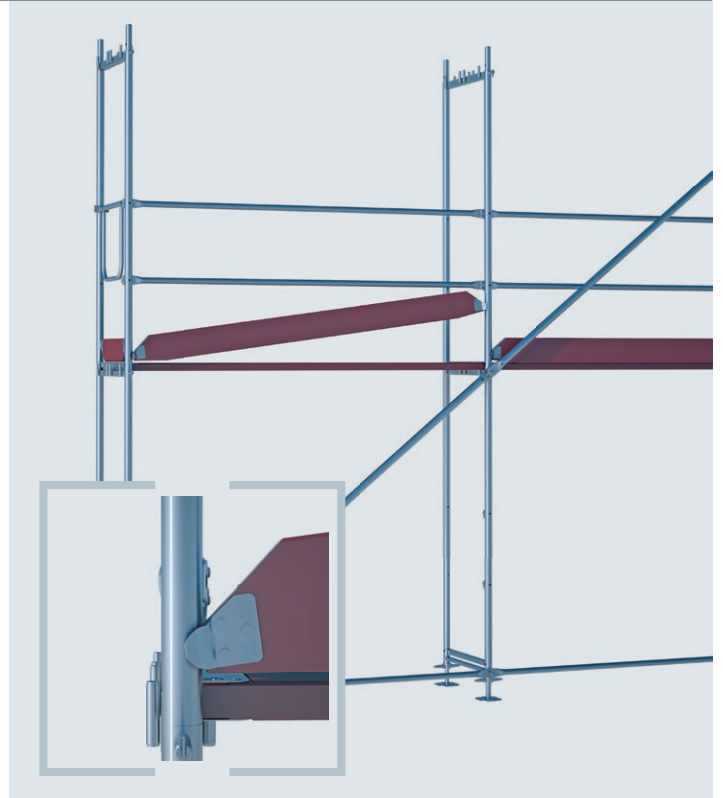
STEP 5: MOUNTING THE VERTICAL FRAMES

Subsequently, the vertical frames are fitted onto the connecting pieces of the frames positioned below. Thanks to the T-profile on the lower end of the vertical frame, the decks beneath are fixed in position and secured against lift.

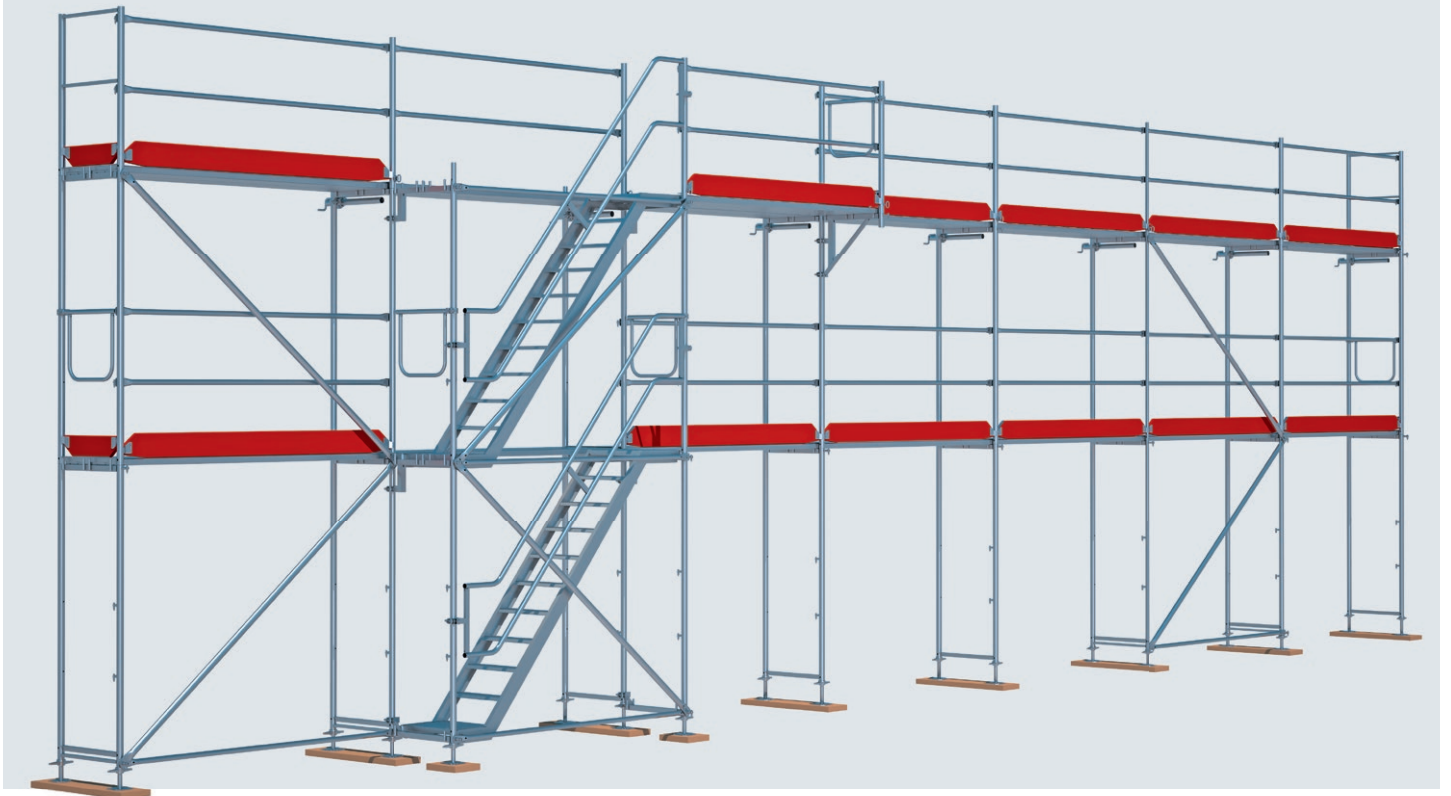


STEP 6: DIAGONALS AND SIDE PROTECTION

After fitting the back guardrails, the diagonals and the front guardrails, the front and side toe boards are inserted. Finally, the decks for the third scaffold level are fitted.



CAN BE EXTENDED AS REQUIRED




POSSIBLE USES OF RUX SYSTEM DECKS

DECKS OUT OF WOOD, STEEL, ALUMINIUM OR AS LADDER FRAMES? **WHAT IS POSSIBLE WHEN!**

Various materials for the decking – but always one system. Which system deck can be used in which way is indicated on this double page. Details on the decks can be found in the price list section.

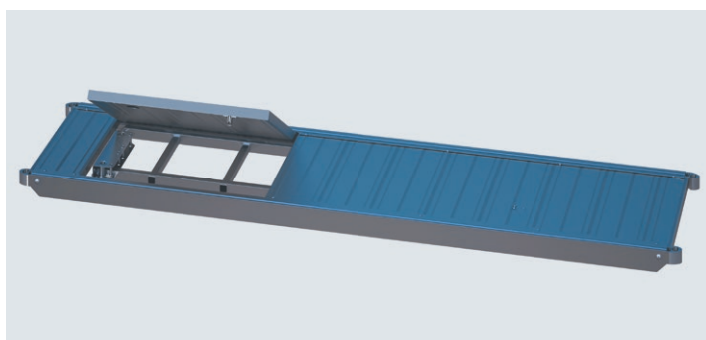
Legend

- Use possible
- Use not possible
- Evidenced by drop tests
- Evidenced for 6.00 kN/m²; not suitable for section load as per scaffold group 6
- * Evidenced for 7.50 kN/m²; not suitable for section load as per scaffold group 6



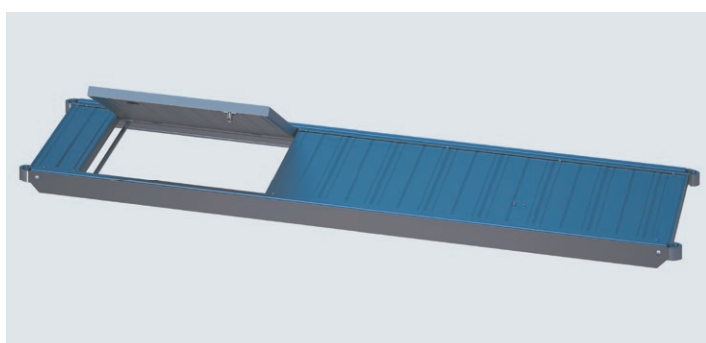
Aluminium ladder frame - robust

Dimensions in cm	Scaffold class as per DIN 12810/12811 ff						For catch scaffolds and roof safety systems
	1	2	3	4	5	6	
250 x 60 x 8.9	●	●	●	●	–	–	■
300 x 60 x 8.9	●	●	●	–	–	–	■




Aluminium ladder frame

Dimensions in cm	Scaffold class as per DIN 12810/12811 ff						For catch scaffolds and roof safety systems
	1	2	3	4	5	6	
250 x 60 x 8.9	●	●	●	●	–	–	■
300 x 60 x 8.9	●	●	●	–	–	–	■




Aluminium ladder frame

Dimensions in cm	Scaffold class as per DIN 12810/12811 ff						For catch scaffolds and roof safety systems
	1	2	3	4	5	6	
200 x 60 x 8.9	●	●	●	●	–	–	■




Steel ladder frame


Dimensions in cm	Scaffold class as per DIN 12810/12811 ff						For catch scaffolds and roof safety systems
	1	2	3	4	5	6	
250 x 59 x 5.2	●	●	●	●	–	–	■

**Wooden plank**


Dimensions in cm	Scaffold class as per DIN 12810/12811 ff						For catch scaffolds and roof safety systems
	1	2	3	4	5	6	
150 x 29 x 4.8	●	●	●	●	●	●	■
200 x 29 x 4.8	●	●	●	●	●	–	■
250 x 29 x 4.8	●	●	●	●	–	–	■
300 x 29 x 4.8	●	●	●	–	–	–	■

**Wooden bracket plank**


Dimensions in cm	Scaffold class as per DIN 12810/12811 ff						For catch scaffolds and roof safety systems
	1	2	3	4	5	6	
100 x 35 x 4.8	●	●	●	–	–	–	■
150 x 35 x 4.8	●	●	●	–	–	–	■
200 x 35 x 4.8	●	●	●	–	–	–	■
250 x 35 x 4.8	●	●	●	–	–	–	■

**Steel deck**

Dimensions in cm	Scaffold class as per DIN 12810/12811 ff						For catch scaffolds and roof safety systems
	1	2	3	4	5	6	
150 x 29 x 7.0	●	●	●	●	●	●	■
200 x 29 x 7.0	●	●	●	●	●	●	■
250 x 29 x 7.0	●	●	●	●	●	(●)	■
300 x 29 x 7.0	●	●	●	●	–	–	■

**Aluminium floor panel**

Dimensions in cm	Scaffold class as per DIN 12810/12811 ff						For catch scaffolds and roof safety systems
	1	2	3	4	5	6	
150 x 59 x 4.8	●	●	●	●	●	●	■
200 x 59 x 4.8	●	●	●	●	●	(●)	■
250 x 59 x 4.8	●	●	●	●	–	–	■
300 x 59 x 4.8	●	●	●	●	–	–	■

**Aluminium plank**

Dimensions in cm	Scaffold class as per DIN 12810/12811 ff						For catch scaffolds and roof safety systems
	1	2	3	4	5	6	
150 x 29 x 4.8	●	●	●	●	●	●	■
200 x 29 x 4.8	●	●	●	●	●	●	■
250 x 29 x 4.8	●	●	●	●	●	●	■
300 x 29 x 4.8	●	●	●	●	–	–	■
400 x 29 x 4.8	●	●	●	–	–	–	■



SERVICE IS OUR HALLMARK, AND MARKING IS OUR SERVICE FOR YOU!

Ownership marking is becoming increasingly important – sometimes finance houses and insurers even demand this. But looking on the positive side: a professional external image and advertising impact should not be underestimated!

We offer various forms of material marking ranging from embossing and screen printing to solutions with stickers. Depending on the material, quantities involved and the motifs desired, there are a number of possible options which we would very much like to discuss with you in detail.



COATING

The classic solution for scaffolding! Just get some paint on it. That is exactly what we do with our rental material, too. Also available in fashionable RAL colours for your new material.



METAL EMBOSSING

We can supply individually embossed steel strip already affixed to the planks if desired. Individually embossed U-shaped caps are also available for SUPER planks.



OUR K++ STICKERS: YUCK!


Our K++ stickers are not quite as tasty as jelly babies, but they are just as colourful and a whole lot stickier – so at least it is two out of three points here! Moreover, they cannot be removed in a single piece, but only in shreds. And the best thing: they are available with your motif in small lot sizes!



EMBOSSING, COATING, STICKERS: **LAST!**

Anyone knowing a little about the whole thing, knows that it is not quite so easy to find marking solutions that last for a long time – and that is what is needed, of course. We work together with suppliers that are extremely proficient in the areas of embossing, marking, coating, labelling, adhesion etc.

Ask us to provide you with an individual quotation!



The **technical information** on our K++ stickers can be found in the download section of the scafom-rux.de homepage.



CALCULATOR, NEWS + MANUALS

You can access approval documents, technical details and manuals on our website with the APP. Our animations and current scafom-rux news are also available there.

So it is probably a good idea to surf over to the iOS or Android store and download the scaffold APP from there! Free of charge and without any in-app purchases.

QUICK ON-THE-SPOT ESTIMATE? APP-SOLUTELY NO PROBLEM!

Who doesn't know the situation: an impromptu enquiry and the customer is located along the way, so drive over quickly and have a look at the situation. Then the typical question: "Well, what sort of price can I expect?".

You will always have the answer right in your pocket: namely your smartphone with our scaffold APP. **This enables you to quickly calculate the parts needed for a façade or modular scaffolding as well as stair towers.** A few seconds later the customer has a general idea of the cost and you already have a rough parts list. You could even email us this list directly and make an order out of it. Not exactly unselfish, but still ingenious, isn't it?



NUMEROUS IMAGES, FEW WORDS: SCAFOM-RUX FILMS AND ANIMATIONS

Moving images providing information on the application, assembly and benefits of proven or new scafom-rux products? "Can't do any harm", we thought some years ago. In the meantime, the video library has grown to some 100 clips and the feedback from users proves that they are being readily used.


Our movies are available on **Youtube.de** and **Vimeo.com** – and this without any irritating advertising (apart from the film itself, of course). And when things get really tough, you can always use them to keep your interns quiet and happy for a while...

SORTED BY PRODUCT GROUPS, OPTIMISED FOR ALL DEVICES: [VIMEO.COM/RUXGMBH/ALBUMS](https://vimeo.com/ruxgmbh/albums)



E.g. SCAFFPLANK building site protection:

Protection against vandalism and noise as well as for passers-by during demolition work can be simply implemented through the use of standard planking that is just inserted into the system-independent SCAFFPLANK rails.



E.g. SCAFFGUARD scaffold cladding:

Economic, system-independent enclosures – and that with a minimal storage requirement. Building sites with scaffolding can be cladded very simply using SCAFFGUARD. System-independent!

MORE THAN 60 YEARS' EXPERIENCE

We have been involved in the manufacture of scaffolding for quite some time now. So it is not really surprising that our product ranges have been consistently adapted to meet market requirements and correspondingly enlarged.

But for all this, we have never lost sight of the fact that the user prefers specific components – namely those that are already in one's own stock. In other words, new products will always be confronted with the same question: "Is everything still compatible?".

Admittedly, we no longer have any parts in our ranges that are compatible with wooden ladder scaffolds... but otherwise we ensure economic product sustainability wherever it makes sense.

Our developments MULTI-ROOF and SCAFFPLANK are just two examples from many in this respect. The MULTI-ROOF solution can be accomplished using existing RINGSCAFF ledgers and in the case of SCAFFPLANK, existing decking can be used to protect the building site.

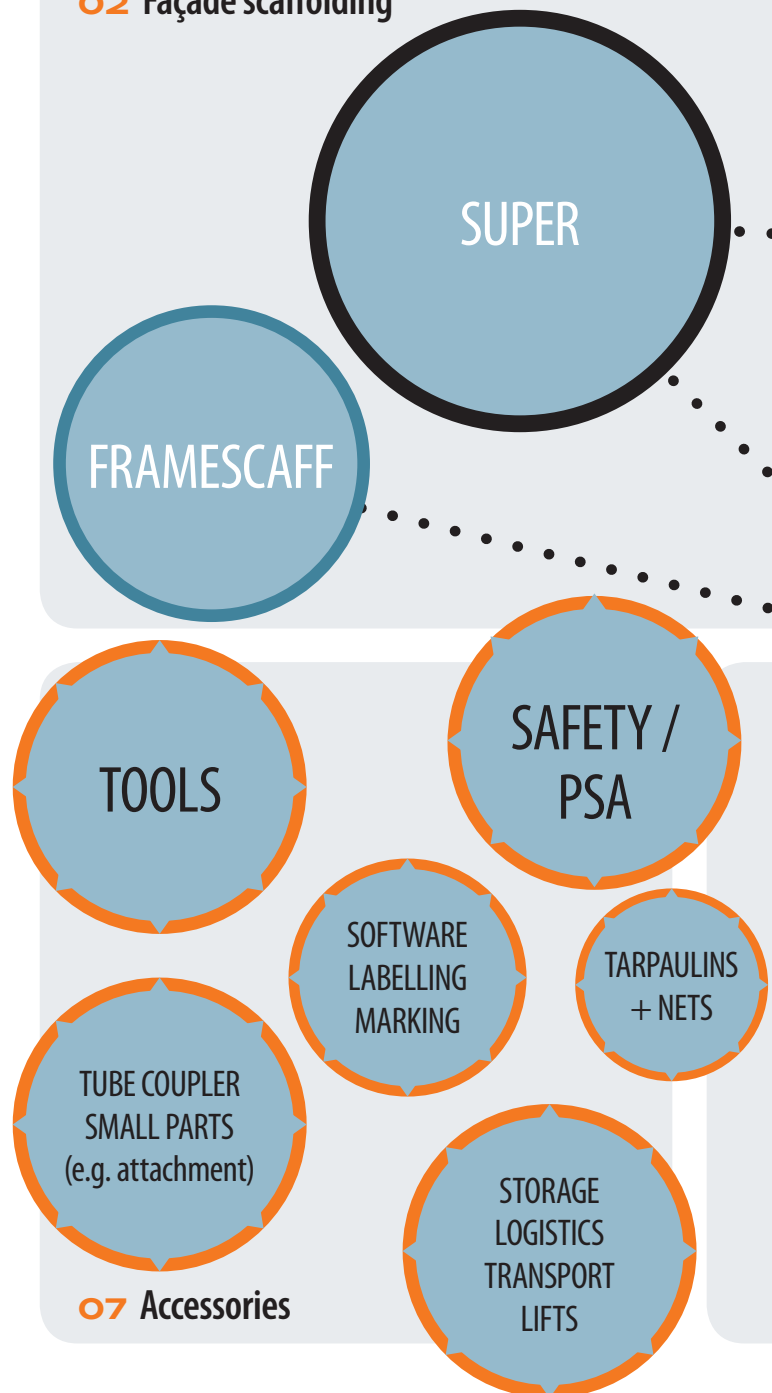
An intensive exchange with scaffold users additionally ensures that new developments really do make the daily work on the building sites easier: e.g. in terms of logistics, assembly and material optimisation and that they are, of course, needs-oriented. After all, you know best what you require in order to get the job done really well.

As an important part of the international scafom-rux group, we are more effective than ever: networked worldwide with specialists from development, manufacturing and application technology, we combine our profound expertise to go one step further in finding the best solution for your great projects. To put it in a nutshell:

SMART DETAILS, GREAT SOLUTIONS!

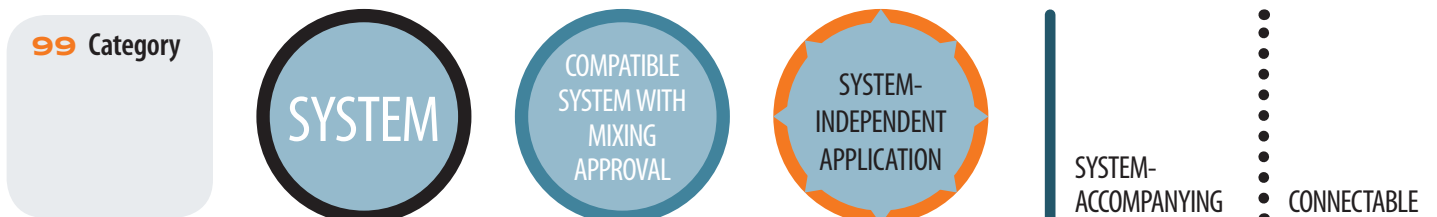
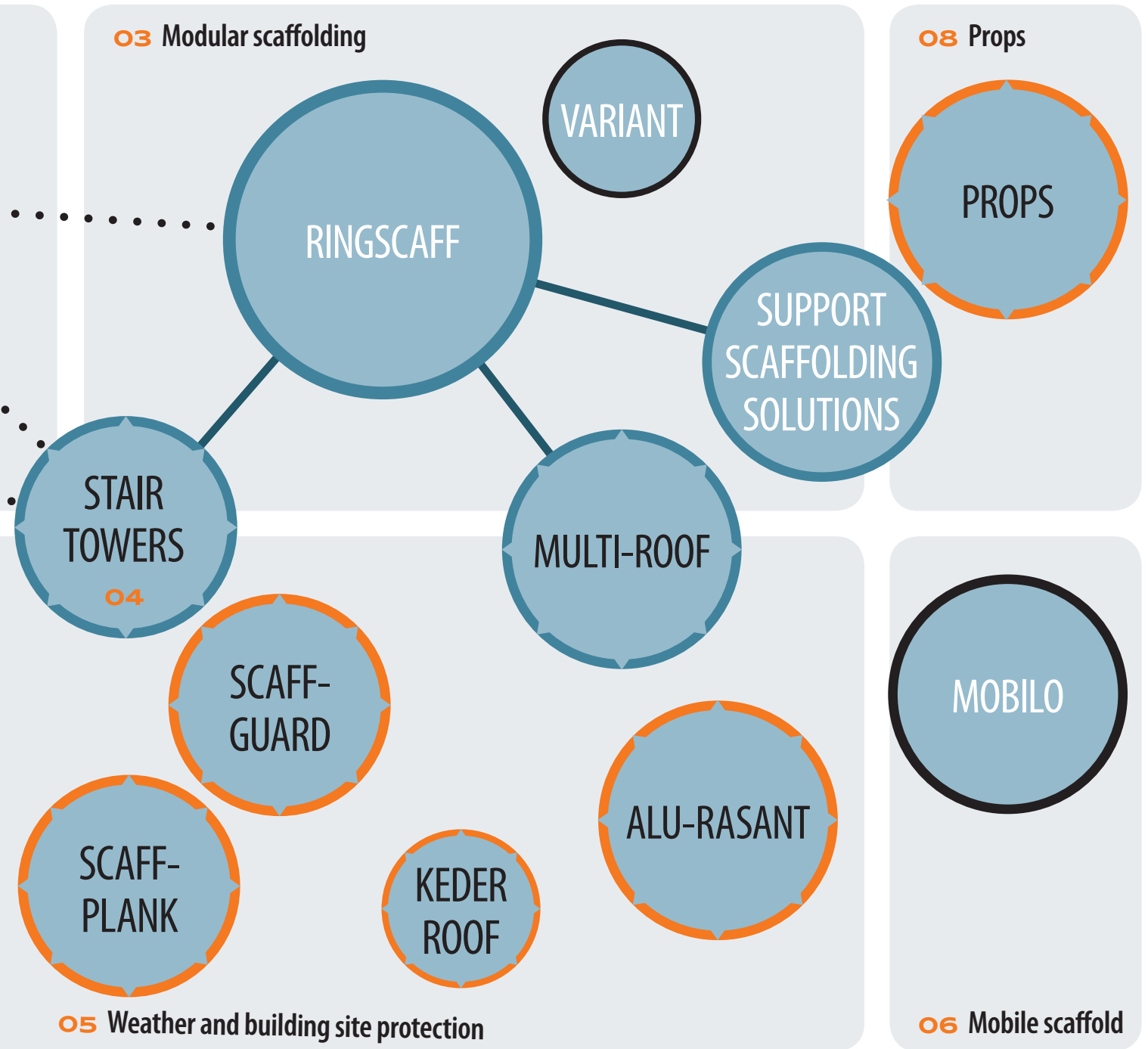


02 Façade scaffolding



07 Accessories

This overview shows you just how wide our product range is and how well one thing interconnects with the other.



RUX RENTAL - YOUR SCAFFOLD RENTAL COMPANY



RENTING INSTEAD OF BUYING - STAY LIQUID!

FAÇADE SCAFFOLDING, MODULAR SCAFFOLDING,
ACCESSORIES, STAIR TOWERS, ROOFING, LIFTS

In times like these, flexibility is absolutely essential if you wish to stay competitive. Renting scaffold material is a real alternative to buying both in terms of material availability as well as when peak order demands have to be met.

Our rental specialists will gladly inform you about when and for whom rental is worthwhile. Simply request our current price list or download it as a PDF directly from our website:

www.scafom-rux.de/download-center

**YOU HAVE THE PROJECT,
WE SUPPLY THE MISSING
PUZZLE PIECES**

- **Flexibility both financially and in terms of time**
- **Planning and calculation reliability**
- **Fixed, low monthly payments instead of high investments**
- **Original material in manufacturer quality**
- **Safeguarding of order peaks**
- **Closing investment gaps**



THE RUX RENTAL TEAM AVAILABLE FOR YOU

Telephone +49 (0)2331 47 09-333
Fax +49 (0)2331 47 09-222
E-Mail rental@scafom-rux.de



RENTAL AND COLLECTION DEPOTS IN GERMANY

Central Depot Hagen

Neue Str. 7
58135 Hagen
Telephone +49 (0) 2331 4709-333

Rental Depot Leipzig

An der Bahn 11
04319 Leipzig-Engelsdorf
Telephone +49 (0)341 251 38 05

Rental Depot Hamburg

Kulemannstieg 5
22457 Hamburg
Telephone +49 (0)40 54 80 57 48

Rental Depot Berlin

Zobtener Str. 73
10317 Berlin-Lichtenberg
Telephone +49 (0)30 51 58 88-22

Rental Depot Munich

Krautgartenstr. 36
85241 Hebertshausen
Telephone +49 (0)175 50 76 708

APPROVAL Z-8.1-185.1 FOR RUX SUPER 65

1 Deutsches Institut für Bautechnik (DIBt)

Registration Office for Building Products and Structural Designs

Structural Engineering Testing Agency

A public agency sponsored jointly by the federal and state governments

Member of EOTA, UEAtc and the WFTAO

Date: 21 December 2015
 Reference: I 37.1-1.8.1-29/12

2 General Type Approval


3 Approval number: Z-8.1-185.1

4 Validity
 from: 3 January 2016
 to: 3 January 2021

5 Applicant:
 RUX GmbH
 Neue Str. 7
 58135 Hagen

6 Subject of approval:
 Scaffolding system "Rux rapid-erection scaffolding Super 65"

7 The above-mentioned subject of approval is herewith provided with a general type approval. This general type approval comprises 16 pages and an Appendix A (pages 1 to 99), Appendix B (pages 1 to 10) as well as Appendix C (pages 1 to 33). The subject was first given a general type approval on 25 January 1988.


2 
Allgemeine bauaufsichtliche Zulassung

3 **Zulassungsnummer:**
Z-8.1-185.1

5 **Antragsteller:**
RUX GmbH
 Neue Straße 7
 58135 Hagen

6 **Zulassungsgegenstand:**
Gerüstsystem "Rux Schnellbaugerüst Super 65"


7 Der oben genannte Zulassungsgegenstand wird hiermit allgemein bauaufsichtlich zugelassen. Diese allgemeine bauaufsichtliche Zulassung umfasst 16 Seiten und Anlage A (Seiten 1 bis 99), Anlage B (Seiten 1 bis 10) sowie Anlage C (Seiten 1 bis 33). Der Gegenstand ist erstmals am 25. Januar 1988 allgemein bauaufsichtlich zugelassen worden.

1 
Deutsches Institut für Bautechnik
DIBt

Zulassungsstelle für Bauprodukte und Bauarten
Bautechnisches Prüfamt
 Eine vom Bund und den Ländern
 gemeinsam getragene Anstalt des öffentlichen Rechts
 Mitglied der EOTA, der UEAtc und der WFTAO

Datum: 21.12.2015
Geschäftszeichen: I 37.1-1.8.1-29/12

4 **Geltungsdauer**
vom: 3. Januar 2016
bis: 3. Januar 2021



DIBt | Kolonnenstraße 30 B | D-10829 Berlin | Tel.: +49 30 78730-0 | Fax: +49 30 78730-320 | E-Mail: dibt@dibt.de | www.dibt.de

APPROVAL Z-8.1-185.2 FOR RUX SUPER 100

2

**Allgemeine
bauaufsichtliche
Zulassung**

1 **Deutsches
Institut
für
Bautechnik** **DIBt**

Zulassungsstelle für Bauprodukte und Bauarten
Bautechnisches Prüfam
 Eine vom Bund und den Ländern
 gemeinsam getragene Anstalt des öffentlichen Rechts
 Mitglied der EOTA, der UEAtc und der WFTAO

Datum: 07.02.2018 Geschäftszeichen: I 37.1-1.8.1-40/17

3 **Zulassungsnummer:**
Z-8.1-185.2

5 **Antragsteller:**
RUX GmbH
Neue Straße 7
58135 Hagen

6 **Zulassungsgegenstand:**
Gerüstsystem "RUX Schnellbaugerüst Super 100"

4 **Geltungsdauer**
vom: **12. Februar 2018**
bis: **12. Februar 2023**

7 Der oben genannte Zulassungsgegenstand wird hiermit allgemein bauaufsichtlich zugelassen. Diese allgemeine bauaufsichtliche Zulassung umfasst 17 Seiten und Anlage A (Seiten 1 bis 102), Anlage B (Seiten 1 bis 12) sowie Anlage C (Seiten 1 bis 62). Der Gegenstand ist erstmals am 25. Januar 1988 allgemein bauaufsichtlich zugelassen worden.

DIBt | Kolonnenstraße 30 B | D-10829 Berlin | Tel.: +49 30 78730-0 | Fax: +49 30 78730-320 | E-Mail: dibt@dibt.de | www.dibt.de

- 1** Deutsches Institut für Bautechnik (DIBt)

Registration Office for Building Products and Structural Designs

Structural Engineering Testing Agency

A public agency sponsored jointly by the federal and state governments

Member of EOTA, UEAtc and the WFTAO

Date: 07 February 2018
Reference: I 37.1-1.8.1-40/17
- 2** General Type Approval
- 3** Approval number: Z-8.1-185.1
- 4** Validity
from: 12 February 2018
to: 12 February 2023
- 5** Applicant:
RUX GmbH
Neue Str. 7
58135 Hagen
- 6** Subject of approval:
Scaffolding system "Rux rapid-erection scaffolding Super 100"
- 7** The above-mentioned subject of approval is herewith provided with a general type approval. This general type approval comprises 17 pages and an Appendix A (pages 1 to 102), Appendix B (pages 1 to 12) as well as Appendix C (pages 1 to 62). The subject was first given a general type approval on 25 January 1988.

GENERAL TERMS AND CONDITIONS OF SALE, DELIVERY AND PAYMENT OF RUX GMBH (AS OF: 2017)

§ 1 – Applicability

- These general terms and conditions shall apply exclusively. Any terms and conditions of purchaser that are contrary or different to our terms and conditions shall not apply unless they have been expressly confirmed in writing. Our general terms and conditions of sale, delivery and payment shall also apply when we effect unconditional delivery to the purchaser although we are aware that the purchaser's terms and conditions are contrary or different.
- Our general terms and conditions of sale, delivery and payment shall also apply for all future transactions with purchaser.

§ 2 – Offers

- The offers and quotations we make shall be subject to confirmation in all parts.
- We reserve ownership rights as well as copyrights to illustrations, drawings, calculations and other documents. The documentation mentioned may not be made accessible to third parties without our express written consent.

§ 3 – Prices and terms of payment

- Insofar as nothing to the contrary has been agreed, our prices are quoted "ex works" excluding packaging and freight, which will be invoiced separately.
- All prices we quote are net amounts that are subject to value added tax at the statutory rate valid on the date of invoicing.
- Insofar as nothing to the contrary has been agreed contractually, the purchaser shall be deemed as in default at the latest 30 days after receipt of invoice or request for payment unless default has come about earlier on account of a reminder or overdue notice. The purchaser shall not be entitled to deduct discount without any specific written agreement in this respect.
- The purchaser shall only be entitled to offsetting rights when same's counter claims have been established in law, are undisputed or have been recognised by us. Moreover, the purchaser shall only be authorised to exercise a right of retention when the counter claim is based on the same contractual relationship as the claim for payment.
- An administration fee of EUR 20.00 will be levied on orders below a minimum order value of EUR 50.00.

§ 4 – Delivery and delivery period

- The periods and dates we indicate for delivery and execution shall be deemed as approximate unless a fixed deadline or date has been expressly assured or agreed. When shipments have been agreed, delivery periods and delivery dates shall refer to the time when the goods are handed over to a forwarding agent, carrier or other third party commissioned with the transportation.
- Should we be late in effecting delivery for reasons we are responsible for, purchaser's claims to compensation for the damage caused by the delay shall be limited to an amount of 0.5 % of the value of the delivery for each completed week of delay and to a maximum of 5 % of the value of the delivery. This limitation shall not apply when the delay has been caused with intent, by gross negligence or through the infringement of significant contractual obligations (these are obligations that need to be fulfilled to make the proper performance of the contract at all possible in the first place, whose observance our contractual partner may normally rely on).
- Both claims to compensation on the part of the purchaser for delays in delivery as well as claims for compensation in lieu of delivery going beyond the limits mentioned in Clauses 1. and 2. shall be excluded in all cases of delayed delivery, even after expiry of a deadline that may have been set us for delivery. This shall not apply in cases of intent, gross negligence or injury to life, body or health where liability is mandatory; an amendment of the burden of proof to the disadvantage of the purchaser is not associated with this. The purchaser may only withdraw from the contract within the framework of the statutory provisions when we are responsible for the delay in delivery.
- The purchaser shall, upon our request, be obliged to state within a reasonable period whether it will withdraw from the contract and/or demand compensation in lieu of performance or insist on performance as a result of the delay in delivery.
- Should the purchaser be in default of acceptance or infringe against other cooperation obligations, we shall be entitled to demand compensation for the resulting damage and, in addition, for any additional expenses incurred. In such cases, the risk of an accidental loss or deterioration of the purchased item(s) shall pass to the purchaser at that moment when same is in default of acceptance.
- Acts of God or operational disruptions affecting either us or our suppliers that, through no fault of our own, temporarily prevent us from supplying the contractual object(s) at the agreed time or within the agreed period shall correspondingly move backward the dates and prolong the periods mentioned in Clauses 1 to 5 of this paragraph by the duration of the default caused by these circumstances. The purchaser may withdraw from the contract if such disruptions result in a postponement in delivery of more than four months. Other cancellation rights shall remain unaffected by this.
- The adherence to agreed delivery dates or legally set delivery periods presupposes that we are supplied by our sub-suppliers punctually with the ordered input material or purchased parts necessary for the fulfilment of the order commissioned (reservation of self-supply). Should we not be able to adhere to agreed or set delivery periods as a result of non-punctual delivery from our sub-suppliers, we shall not be deemed to be in default when the input material was ordered in good time and we have otherwise made every reasonable effort to ensure punctual delivery of the input material.

§ 5 – Transfer of risk

- Insofar as nothing to the contrary has been contractually established, "ex works" delivery shall be deemed as agreed. This shall also apply when the purchased item(s) is/are despatched to another address at the request of the purchaser. The risk shall transfer to the purchaser when the purchased item(s) is/are handed over to the transport party.
- We shall take out transportation insurance for the delivery if this is requested by the purchaser; the costs resulting for this shall be borne by purchaser.
- The material is normally supplied unpacked and unprotected against rust. In the case of packed material, the purchaser assumes the obligation of unpacking and disposing of the packaging at own expense.

§ 6 – Warranty claims

- Warranty rights on the part of the purchaser are subject to it having properly exercised its inspection and complaint obligations pursuant to § 377 HGB (German Commercial Code). § 377 HGB shall also apply correspondingly when we are purely perform work on behalf of the purchaser. Additionally, the delivered goods are to be properly and correctly stored, processed and used. Correct and proper storage of wooden material, for example, means it is appropriately ventilated. A correct and proper handling of scaffolding when it is assembled or disassembled necessitates compliance with all prescribed technical provisions including the DIN standards as well as observation of all approval requirements and state guidelines.
- Insofar as the purchased item(s) is/are faulty, we shall always be provided with an opportunity of putting things right first (supplementary performance) as per § 439 BGB (German Civil Code).
- Should we not be willing or able to rectify the situation or should such supplementary performance be delayed beyond a reasonable period of time on grounds that we are responsible for, or should supplementary performance be unsuccessful for other reasons, the purchaser shall be free to decide whether to withdraw from the contract or to demand a lowering of the purchase price (reduction).
- Insofar as nothing to the contrary has been agreed below, more far-reaching claims on the part of the purchaser – irrespective of the legal grounds – shall be deemed excluded. We are not therefore liable for claims that do not concern the delivered item itself: in

particular, we are not liable for missed earnings or other financial losses of the purchaser. The above exemption from liability shall not apply when the damage was caused through intent or gross negligence or in cases of injury to life, body or health. Similarly, it will not apply when we have assumed a guarantee for the quality of the item or its durability. The above exemption from liability shall again not apply to damage caused as a consequence of the culpable infringement of significant contractual obligations (these are obligations that need to be fulfilled to make the proper performance of the contract at all possible in the first place, whose observance our contractual partner may normally rely on). Insofar as it is not a case of intent or gross negligence or that we have assumed any guarantees, our liability in such situations shall be limited in terms of its amount to the level of foreseeable damage typical for this type of contract.

- Any warranty claims on the part of the purchaser shall be barred after twelve months. This shall not apply when longer periods as per § 438 [1] No. 2 BGB (Construction Work and Objects for Construction Work), § 479 [1] BGB (Right of Recourse) and § 634a [1] No. 2 BGB (Construction Defects) are required by law.

§ 7 – Total liability

- More far-reaching liability for compensatory damages and reimbursement of expenditure than that envisaged in § 6 – irrespective of the legal nature of the asserted claim – shall be deemed excluded. This provision shall not apply to claims that are filed against us pursuant to §§ 1 and 4 of the Product Liability Act. Similarly, the exclusion of liability shall not apply in cases of intent, gross negligence, injury to life, body or health or when significant contractual obligations are infringed (these are obligations that need to be fulfilled to make the proper performance of the contract at all possible in the first place, whose observance our contractual partner may normally rely on). However, the amount of the claim for damages in the event of infringement of significant contractual obligations shall be limited in terms of its amount to the level of foreseeable damage typical for this type of contract insofar as it is not a case of intent or gross negligence or there is liability on account of an injury to life, body or health. An amendment of the burden of proof to the disadvantage of the purchaser is not associated with the above provisions.
- Insofar as our liability is excluded or limited, this shall also extend to the personal liability of our employees, workforce, staff members, representatives and agents.

§ 8 – Retention of title

- We reserve the right of ownership to the purchased item until full payment of the purchase price including the incidental expenses (freight, packing etc). In the event of any behaviour on the part of the orderer that is contrary to the contractual obligations, in particular in a case of default in payment, we shall be entitled to withdraw from the contract and take back the purchased item. We shall be authorised to remarket the purchased item after taking it back. After deducting the appropriate amount of remarketing costs, the remaining proceeds shall be set off against the obligation of the orderer.
- The purchaser shall be obliged to treat the purchased item(s) carefully. Same shall insure such at own expense against fire, water and theft with the insured sum being adequate to cover the replacement value. The purchaser shall carry out any service and maintenance work that may be or become necessary in good time and at own expense.
- The purchaser shall be obliged to notify us immediately in writing of any seizure or other interventions of third parties. In such cases, the purchaser is also obliged to support us in full in the court and out-of-court assertion of our rights, in particular to furnish us with the necessary documents.
- The purchaser shall be entitled to resell the purchased item(s) in the ordinary course of its business. However, the purchaser here-with already assigns all its claims against its customers or third parties arising from such reselling in the amount of the final invoice amount (including VAT). This assignment shall apply irrespective of whether the purchased item(s) is/are resold without or after being processed. We herewith accept such assignment. The purchaser shall remain entitled to collect its claims within the framework of its ordinary course of business. This entitlement shall lapse when the purchaser does not meet its payment obligations out of the proceeds received, or when same defaults in payment. It also lapses when application is made for the opening of insolvency or composition proceedings on purchaser's assets or when the purchaser suspends payments. In such cases, we shall be entitled to collect the assigned claim ourselves. The purchaser shall be obliged to provide us with all the necessary information and associated documents to enable collection. In such a case, the purchaser shall also be obliged to notify the debtor (third party) of the assignment.
- The processing or transformation of the purchased item(s) is always done on our behalf by the purchaser. If the purchased item(s) is/are processed with other objects not belonging to us, we acquire co-ownership of the new item in the relation of the value of the purchased item(s) to the other processed item(s) at the point in time of processing. Incidentally, the same shall apply to the object(s) created in the processing operation as for the purchased item(s) supplied under retention of ownership.
- If the purchased item(s) is/are inseparably combined with other objects not belonging to us, we acquire co-ownership of the new item in the relation of the value of the purchased item(s) to the other combined item(s) at the point in time of processing. If combination has meant that the object of the purchaser is to be considered the main item, it shall be deemed as agreed that the purchaser proportionately transfers co-ownership. The purchaser shall safe-keep the resulting sole or co-ownership on our behalf.
- At the request of the purchaser we undertake to release the collateral we are entitled to when the realisable value of the collateral exceeds the claim to be secured by more than 10 %. We shall select the collateral to be released at our own discretion. In such cases, the purchaser shall mark the scaffolding material in its possession in such a way that it is possible to unambiguously identify the material still standing in our ownership. Should the assignment of claims be waived, the purchaser shall be obliged to previously disclose all its claims resulting from the sale of scaffolding material.

§ 9 – Place of fulfilment, applicable law and place of jurisdiction

- Insofar as nothing to the contrary has been agreed contractually, the place of fulfilment shall be the registered offices of the company. These are located in Hagen.
- The law of the Federal Republic of Germany shall apply exclusively to all business relations with us. Application of the UN Convention on Contracts the International Sale of Goods shall be deemed excluded.
- Insofar as the purchaser is a qualified businessperson, the courts of the Federal Republic of Germany shall have international jurisdiction in the event of any legal disputes. The place of jurisdiction shall in all events be the location of our company. We are however entitled to bring proceedings against the purchaser at same's general place of jurisdiction. This competency provision shall also apply for claims arising out of bills of exchange or cheques.
- Should the purchaser infringe against VAT law provisions, in particular with regard to stating a VAT ID number, the purchaser shall be obliged to compensate us for any taxation disadvantage thus ensuing. We reserve the right to file more far-reaching claims for damages.

§ 10 – Final provisions

Should these general terms and conditions of sale, delivery and payment contain any loopholes, it shall be deemed as agreed that they be replaced by such legally effective provisions that the parties to the contract would have agreed upon in view of the commercial objectives of the contract and the purpose of these general terms and conditions of sale, delivery and payment if they had known about such loopholes.

ORDER FAX

**Simply copy the fax form,
fill it in and fax it to:
+49 (0) 2331 4709-222**

Firm:	Customer No.:
Street:	Tel.:
Country/Postcode/Town:	Fax:
Purchaser:	Email:

☐ ORDER / ☐ ENQUIRY

Order confirmation/Please send offer ☐ by post / ☐ by fax / ☐ by e-mail

Goods designation	Article No.	Quantity	Unit price €	Value of goods €
Order value €				

Date:	The General Sales, Delivery and Payment Terms and Conditions of RUX GmbH shall apply. Any secondary agreements, subsequent amendments or other assurances that may have been made will strictly need to have been confirmed in writing to be valid.
Delivery address:	
Street:	
Country/Postcode/Town:	
Contact person on delivery:	
Tel.:	Stamp/Signature:

MODULAR SCAFFOLDING
FAÇADE SCAFFOLDING
WEATHER PROTECTION
BUILDING SITE PROTECTION
MOBILE SCAFFOLDS
PROPS
ACCESSORIES
IDEAS

SMART
DETAILS
GREAT
SOLUTIONS!



APP



Vimeo | YouTube



FACEBOOK



SCAFOM-RUX.DE

scafom-rux Deutschland · RUX GmbH
Neue Str. 7 · 58135 Hagen · Germany
T +49 2331 4709-0 · info@scafom-rux.de

 **scafom-rux**